

Canadian Boxed Beef Prices

The data used in the Canadian Boxed Beef Report is provided by the Agriculture and Agri-Food Canada (AAFC). It is based on negotiated prices and volume of boxed beef cuts and on average industry cutting yields. Values reflect CDN dollars per pound.

Week ending: Friday, February 21, 2020

Exchange Rate: 1.3254

	Canadian AAA			Canadian AA/A		
	This Week	Last Week	Last Year	This Week	Last Week	Last Year
CHUCK	\$ 2.2217	\$ 2.3091	\$ 2.2883	\$ 2.1655	\$ 2.2152	\$ 2.1685
RIB	\$ 4.1326	\$ 4.1869	\$ 4.3018	\$ 3.9421	\$ 3.8908	\$ 4.0712
LOIN	\$ 3.6078	\$ 3.6143	\$ 3.4682	\$ 3.4395	\$ 3.4921	\$ 3.4365
ROUND	\$ 2.3802	\$ 2.4047	\$ 2.2658	\$ 2.3932	\$ 2.3939	\$ 2.2717
BRISKET	\$ 2.3806	\$ 2.4161	\$ 2.4274	\$ 2.3806	\$ 2.4161	\$ 2.4274
SHORT PLATE	\$ 1.9648	\$ 1.9083	\$ 2.1588	\$ 1.9648	\$ 1.9083	\$ 2.1588
FLANK	\$ 1.4588	\$ 1.4241	\$ 1.4258	\$ 1.4588	\$ 1.4241	\$ 1.4258















	USDA Choice	Canadian AAA			USDA Select	Canadian AA		
	This Week (CDN\$)	This Week	Last Week	Last Year	This Week (CDN\$)	This Week	Last Week	Last Year
Carcass Cutout	\$ 2.7265	\$ 2.7337	\$ 2.7692	\$ 2.7325	\$ 2.6904	\$ 2.6624	\$ 2.6792	\$ 2.6653
Load Count Totals		171.98	173.08	190.25				

AAA Product







	C\$	C\$(Last Wk)	C\$(Last Yr)	US\$	In C\$	Cdn-US Diff\$	Cdn Loads
Quebec Spec	n/a	n/a	n/a				
Semi-Boneless	+++	+++	+++	\$ 2.2562	\$ 2.9904	\$ 0.9796	0.01
Short Cut shoulder clod	+++	+++	+++	\$ 2.1957	\$ 2.9102	\$ 0.2198	0.01
Clod Heart	n/a	n/a	n/a	\$ 3.1509	\$ 4.1762		
Clod Tender	+++	+++	+++	\$ 4.1212	\$ 5.4622	\$ -0.8522	0.25
2 Piece Boneless Chuck	n/a	n/a	n/a				
Chuck Roll	+++	+++	+++	\$ 2.6008	\$ 3.4471	\$ 0.1299	1.33
Chuck Roll 0x0	n/a	n/a	n/a				
Oven Ready Rib	+++	+++	+++				0.02
Bone-in Lipon Ribeye 17 up	n/a	n/a	n/a	\$ 6.2702	\$ 8.3105		
Bone-in Lipon Ribeye 17 dn	+++	+++	+++	\$ 6.2702	\$ 8.3105	\$ -0.6105	2.77
Boneless Lipon Ribeye 14 up	+++	+++	+++	\$ 6.7196	\$ 8.9062	\$ 0.5838	0.09
Boneless Lipon Ribeye 14 dn	n/a	n/a	n/a	\$ 7.1800	\$ 9.5164		
Back Ribs	n/a	+++	+++	\$ 1.2256	\$ 1.6244		
Short Loin 1x0	\$ 6.9955	\$ 7.1378	\$ 6.5859	\$ 4.8719	\$ 6.4572	\$ 0.5383	0.42
Striploin 0x1 13up	\$ 7.2779	\$ 7.1003	\$ 6.7472	\$ 5.4339	\$ 7.2021	\$ 0.0758	7.72
Striploin 0x1 13dn	n/a	n/a	n/a	\$ 5.4339	\$ 7.2021		

Top Butt 13up	\$ 4.4360	\$ 4.3065	\$ 4.5211	\$ 2.8982		\$ 3.8413	\$ 0.5947	2.73
Top Butt 13dn	n/a	n/a	n/a	\$ 2.8982		\$ 3.8413		
PSMO Tenderloin	\$ 12.6877	\$ 12.8230	\$ 12.8275	\$ 9.3871		\$ 12.4417	\$ 0.2460	4.65
Butt Tenderloin	\$ 12.4673	\$ 12.7910	\$ 12.5669	\$ 9.0520		\$ 11.9975	\$ 0.4698	0.02
Boneless Round	n/a	n/a	n/a					
Inside Round 1"	n/a	n/a	n/a	\$ 2.2257		\$ 2.9499		
Inside Round	\$ 3.0988	\$ 3.1051	\$ 2.9966	\$ 2.3379		\$ 3.0987	\$ 0.0001	7.90
Outside Flat	\$ 3.1746	\$ 3.1891	\$ 3.1164	\$ 2.1944		\$ 2.9085	\$ 0.2661	1.26
Eye of round	\$ 3.7099	\$ 3.7761	\$ 3.6775	\$ 2.5646		\$ 3.3991	\$ 0.3108	3.09
Peeled Knuckle	+++	+++	+++	\$ 2.4916		\$ 3.3024	\$ 0.2276	3.82
Gooseneck	n/a	n/a	n/a	\$ 2.1688		\$ 2.8745		
AA Product								
	<u>C\$</u>	<u>C\$(Last Wk)</u>	<u>C\$(Last Yr)</u>	<u>US\$</u>		<u>In C\$</u>	<u>Cdn-US Diff\$</u>	<u>Cdn Loads</u>
Quebec Spec	n/a	n/a	n/a					
Semi-Boneless	n/a	n/a	n/a	\$ 2.2344		\$ 2.9615		
Short Cut shoulder clod	+++	+++	+++	\$ 2.2633		\$ 2.9998	\$ 0.1302	0.01
Clod Heart	n/a	n/a	n/a					
Clod Tender	+++	+++	+++	\$ 3.7748		\$ 5.0031	\$ -0.3931	0.01
2 Piece Boneless Chuck	n/a	n/a	n/a					
Chuck Roll	+++	+++	+++	\$ 2.5813		\$ 3.4213	\$ -0.1092	0.20
Chuck Roll 0x0	n/a	n/a	n/a					
Oven Ready Rib	n/a	n/a	n/a					
Bone-in Lipon Ribeye 17 up	+++	+++	+++	\$ 5.6540		\$ 7.4938	\$ -0.2072	3.91
Bone-in Lipon Ribeye 17 dn	+++	+++	+++	\$ 5.6540		\$ 7.4938	\$ -0.3778	4.42
Boneless Lipon Ribeye 14 up	+++	+++	+++	\$ 6.6421		\$ 8.8034	\$ -0.0273	0.52
Boneless Lipon Ribeye 14 dn	n/a	n/a	n/a	\$ 6.3410		\$ 8.4044		
Back Ribs	+++	+++	+++	\$ 1.2256		\$ 1.6244	\$ 1.9394	0.04
Short Loin 1x0	\$ 6.4470	\$ 6.3404	\$ 6.4381	\$ 4.6487		\$ 6.1614	\$ 0.2856	2.62
Striploin 0x1 13up	\$ 6.6676	\$ 6.7626	\$ 6.8416	\$ 4.8954		\$ 6.4884	\$ 0.1792	1.53
Striploin 0x1 13dn	n/a	n/a	n/a	\$ 4.8954		\$ 6.4884		
Top Butt 13up	\$ 4.0154	\$ 4.1516	\$ 4.4829	\$ 2.9386		\$ 3.8948	\$ 0.1206	6.21
Top Butt 13dn	n/a	n/a	n/a	\$ 2.9386		\$ 3.8948		
PSMO Tenderloin	\$ 12.2430	\$ 12.4133	\$ 12.6088	\$ 9.1337		\$ 12.1058	\$ 0.1372	0.45
Butt Tenderloin	\$ 11.9430	\$ 12.3536	\$ 11.7884	\$ 9.1920		\$ 12.1831	\$ -0.2401	0.23
Boneless Round	n/a	n/a	n/a					
Inside Round 1"	n/a	n/a	n/a	\$ 2.3408		\$ 3.1025		
Inside Round	\$ 3.0883	\$ 3.0977	\$ 2.9369	\$ 2.3219		\$ 3.0774	\$ 0.0109	16.09
Outside Flat	\$ 3.2132	\$ 3.1505	\$ 3.1324	\$ 2.2586		\$ 2.9935	\$ 0.2197	5.20
Eye of round	\$ 3.7222	\$ 3.7186	\$ 3.6735	\$ 2.5836		\$ 3.4243	\$ 0.2979	2.78
Peeled Knuckle	+++	+++	+++	\$ 2.5585		\$ 3.3910	\$ 0.2190	3.42
Gooseneck	+++	+++	+++	\$ 2.1080		\$ 2.7939	\$ -0.3573	0.01







Thin Meats (AAA/AA)

	C\$	C\$(Last Wk)	C\$(Last Yr)	US\$		In C\$	Cdn-US Diff\$	Cdn Loads
Chuck Tender	\$ 3.3352	\$ 3.4713	\$ 3.1538	\$ 2.4688		\$ 3.2721	\$ 0.0631	4.21
Briskets 120	\$ 3.4604	\$ 3.5208	\$ 3.5422	\$ 2.3810		\$ 3.1558	\$ 0.3046	4.17
Bone-in Chuck Shortrib	\$ 4.2848	\$ 4.3985	\$ 4.6984	\$ 3.0516		\$ 4.0446	\$ 0.2402	2.60
Flat Iron	\$ 3.5839	+++	\$ 4.4190					0.68
Blademeat	\$ 3.1384	\$ 3.2651	\$ 4.0914	\$ 2.4434		\$ 3.2385	\$ -0.1001	5.94
Bone-in Shortrib	+++	+++	+++	\$ 4.1661		\$ 5.5217	\$ 1.2283	0.11
Outside Skirt	+++	+++	+++	\$ 6.0271		\$ 7.9883	\$ -0.0001	0.01
Inside Skirt	+++	+++	+++	\$ 3.9419		\$ 5.2246	\$ 0.1044	0.01
Flapmeat	+++	+++	+++	\$ 4.9323		\$ 6.5373	\$ -0.6943	0.10
Ball Tips	+++	+++	+++	\$ 2.5086		\$ 3.3249	\$ 0.0000	0.01
Tri Tips	+++	+++	+++	\$ 3.9657		\$ 5.2561	\$ 0.0000	0.01
Flank Steak	\$ 6.5519	\$ 6.4605	\$ 6.3923	\$ 4.8396		\$ 6.4144	\$ 0.1375	1.30
Pectoral Muscle	\$ 3.0991	\$ 3.2591	\$ 4.0597	\$ 2.2951		\$ 3.0419	\$ 0.0572	3.44
Lointails	+++	+++	+++					0.76

Trim (AAA & AA) (Fed)

	C\$	C\$(Last Wk)	C\$(Last Yr)	US\$		In C\$	Cdn-US Diff\$	Cdn Loads
Fresh 50% Lean Trimmings	\$ 0.9847	\$ 0.9000	\$ 0.9872	\$ 0.5985		\$ 0.7933	\$ 0.1914	34.68
Fresh 65% Lean Trimmings	\$ 1.7478	\$ 1.6558	\$ 1.5391	\$ 1.0222		\$ 1.3548	\$ 0.3930	7.62
Fresh 75% Lean Trimmings	+++	+++	+++	\$ 1.2592		\$ 1.6689	\$ 0.4591	0.01
Fresh 81% Lean Trimmings	+++	+++	+++	\$ 1.6461		\$ 2.1817	\$ 0.3265	2.07
Fresh 85% Lean Trimmings	\$ 2.7720	\$ 2.8611	\$ 2.4693	\$ 1.9883		\$ 2.6353	\$ 0.1367	8.23
Shankmeat	\$ 2.7720	\$ 2.8611	\$ 2.4693					0.01

Ground Beef

	C\$	C\$(Last Wk)	C\$(Last Yr)	US\$		In C\$	Cdn-US Diff\$	Cdn Loads
Extra Lean Ground Beef	+++	+++	+++					7.01
Lean Ground Beef	+++	+++	+++					0.13
Medium Ground Beef	+++	+++	+++					1.56
Regular Ground Beef	+++	+++	+++					2.91
Ground Chuck	+++	+++	+++					0.04
Ground Sirloin	+++	+++	+++	\$ 3.1669		\$ 4.1974	\$ -0.0001	0.63

+++ This is suppressed data that is used in the primal and cutout calculation.

Canfax tries to provide quality information, but we make no claims, promises, or guarantees about the accuracy, completeness or adequacy of the information. Canfax does not guarantee, and accepts no legal liability arising from or connected to, the accuracy, reliability or completeness of any material contained in our publications.