



## Canadian Boxed Beef Prices

The data used in the Canadian Boxed Beef Report is provided by the Agriculture and Agri-Food Canada (AAFC). It is based on negotiated prices and volume of boxed beef cuts and on average industry cutting yields. Values reflect CDN dollars per pound.

Week ending: Friday, October 12, 2018

Exchange Rate: 1.3038

	Canadian AAA			Canadian AA/A		
	This Week	Last Week	Last Year	This Week	Last Week	Last Year
CHUCK	\$ 2.2216	\$ 2.0989	\$ 2.0770	\$ 2.0186	\$ 2.0488	\$ 2.0770
RIB	\$ 4.4954	\$ 4.6873	\$ 3.8267	\$ 4.0769	\$ 4.2098	\$ 3.3185
LOIN	\$ 3.2303	\$ 3.2252	\$ 3.0021	\$ 2.9661	\$ 2.9314	\$ 2.7921
ROUND	\$ 2.1007	\$ 2.1429	\$ 2.1194	\$ 2.1095	\$ 2.1258	\$ 2.1321
BRISKET	\$ 2.0746	\$ 2.2208	\$ 1.7260	\$ 2.0746	\$ 2.2208	\$ 1.7260
SHORT PLATE	\$ 1.8867	\$ 1.8789	\$ 1.6922	\$ 1.8867	\$ 1.8789	\$ 1.6922
FLANK	\$ 1.3764	\$ 1.4023	\$ 1.2146	\$ 1.3764	\$ 1.4023	\$ 1.2146

	USDA Choice	Canadian AAA			USDA Select	Canadian AA		
	This Week (CDN\$)	This Week	Last Week	Last Year	This Week (CDN\$)	This Week	Last Week	Last Year
Carcass Cutout	\$ 2.6425	\$ 2.6089	\$ 2.6103	\$ 2.4100	\$ 2.5060	\$ 2.4469	\$ 2.4748	\$ 2.3102
Load Count Totals		174.19	217.05	240.68				















### AAA Product

	C\$	C\$(Last Wk)	C\$(Last Yr)	US\$	In C\$	Cdn-US Diff\$	Cdn Loads
Quebec Spec	n/a	n/a	+++				
Semi-Boneless	+++	+++	+++	\$ 2.1855	\$ 2.8495	\$ 0.3805	0.30
Short Cut shoulder clod	+++	+++	\$ 2.6463	\$ 2.0809	\$ 2.7131	\$ 0.2236	0.12
Clod Heart	n/a	n/a	n/a	\$ 2.4835	\$ 3.2380		
Clod Tender	+++	n/a	\$ 4.8117	\$ 3.8952	\$ 5.0786	\$ -0.1286	0.01
2 Piece Boneless Chuck	n/a	n/a	n/a				
Chuck Roll	+++	+++	+++	\$ 2.7858	\$ 3.6321	\$ 0.0712	0.38
Chuck Roll 0x0	n/a	n/a	+++				
Oven Ready Rib	+++	+++	+++				0.01
Bone-in Lipon Ribeye 17 up	n/a	n/a	+++	\$ 7.1731	\$ 9.3523		
Bone-in Lipon Ribeye 17 dn	+++	+++	+++	\$ 7.1731	\$ 9.3523	\$ -0.2923	1.23
Boneless Lipon Ribeye 14 up	+++	+++	+++	\$ 8.4655	\$ 11.0373	\$ -3.0673	0.43
Boneless Lipon Ribeye 14 dn	n/a	n/a	+++	\$ 8.3058	\$ 10.8291		
Back Ribs	+++	+++	+++	\$ 1.2871	\$ 1.6781	\$ 1.5574	0.02
Short Loin 1x0	\$ 6.3225	\$ 6.5012	\$ 5.8767	\$ 4.5069	\$ 5.8761	\$ 0.4464	0.28
Striploin 0x1 13up	\$ 6.6103	\$ 6.8086	\$ 6.2893	\$ 4.9075	\$ 6.3984	\$ 0.2119	6.62
Striploin 0x1 13dn	n/a	n/a	\$ 6.2893	\$ 4.9075	\$ 6.3984		







Top Butt 13up	\$ 3.5506	\$ 3.6652	\$ 3.3426	\$ 2.6874		\$ 3.5038	\$ 0.0468	5.20
Top Butt 13dn	n/a	n/a	\$ 3.3426	\$ 2.6874		\$ 3.5038		
PSMO Tenderloin	\$ 11.7174	\$ 11.5921	\$ 11.1363	\$ 10.1976		\$ 13.2956	\$ -1.5782	2.83
Butt Tenderloin	\$ 11.4508	\$ 11.5489	+++	\$ 9.4984		\$ 12.3840	\$ -0.9332	0.12
Boneless Round	n/a	n/a	+++	\$ 2.0706		\$ 2.6996		
Inside Round 1"	n/a	n/a	+++	\$ 1.9659		\$ 2.5631		
Inside Round	\$ 2.7446	\$ 2.8576	\$ 2.7753	\$ 2.1208		\$ 2.7651	\$ -0.0205	8.80
Outside Flat	\$ 2.9130	\$ 2.9214	\$ 2.8825	\$ 2.1808		\$ 2.8433	\$ 0.0697	4.48
Eye of round	\$ 3.1037	\$ 3.1308	\$ 3.3325	\$ 2.4039		\$ 3.1342	\$ -0.0305	5.56
Peeled Knuckle	+++	+++	+++	\$ 2.2075		\$ 2.8781	\$ 0.1919	5.31
Gooseneck	n/a	n/a	+++	\$ 2.1224		\$ 2.7672		
<b>AA Product</b>								
	<u>C\$</u>	<u>C\$(Last Wk)</u>	<u>C\$(Last Yr)</u>	<u>US\$</u>		<u>In C\$</u>	<u>Cdn-US Diff\$</u>	<u>Cdn Loads</u>
Quebec Spec	n/a	n/a	+++					
Semi-Boneless	n/a	n/a	+++	\$ 2.1912		\$ 2.8569		
Short Cut shoulder clod	+++	+++	\$ 2.6463	\$ 2.1321		\$ 2.7798	\$ 0.0605	3.27
Clod Heart	n/a	n/a	n/a					
Clod Tender	+++	+++	\$ 4.8117	\$ 3.5752		\$ 4.6613	\$ -0.7213	0.20
2 Piece Boneless Chuck	n/a	n/a	n/a					
Chuck Roll	+++	+++	+++	\$ 2.6464		\$ 3.4504	\$ -0.0070	0.20
Chuck Roll 0x0	n/a	n/a	+++					
Oven Ready Rib	n/a	n/a	n/a					
Bone-in Lipon Ribeye 17 up	+++	+++	+++	\$ 6.4452		\$ 8.4033	\$ -0.9317	0.61
Bone-in Lipon Ribeye 17 dn	+++	+++	+++	\$ 6.4452		\$ 8.4033	\$ -1.1799	2.07
Boneless Lipon Ribeye 14 up	+++	+++	+++	\$ 7.4183		\$ 9.6720	\$ -0.6471	1.21
Boneless Lipon Ribeye 14 dn	n/a	n/a	+++	\$ 7.4181		\$ 9.6717		
Back Ribs	+++	+++	+++	\$ 1.2871		\$ 1.6781	\$ 1.5574	0.00
Short Loin 1x0	\$ 5.2717	\$ 5.1538	\$ 5.3090	\$ 3.4179		\$ 4.4563	\$ 0.8154	0.95
Striploin 0x1 13up	\$ 5.3598	\$ 5.4119	\$ 5.3776	\$ 3.6834		\$ 4.8024	\$ 0.5574	9.12
Striploin 0x1 13dn	n/a	n/a	\$ 5.3776	\$ 3.6834		\$ 4.8024		
Top Butt 13up	\$ 3.4430	\$ 3.4454	\$ 2.9728	\$ 2.5647		\$ 3.3439	\$ 0.0991	2.34
Top Butt 13dn	n/a	n/a	\$ 2.9728	\$ 2.5647		\$ 3.3439		
PSMO Tenderloin	\$ 11.0433	\$ 11.1802	\$ 10.5240	\$ 9.5611		\$ 12.4658	\$ -1.4225	1.18
Butt Tenderloin	\$ 11.2222	\$ 11.3020	+++	\$ 8.9820		\$ 11.7107	\$ -0.4885	0.04
Boneless Round	n/a	n/a	+++					
Inside Round 1"	n/a	n/a	+++	\$ 2.0251		\$ 2.6403		
Inside Round	\$ 2.7785	\$ 2.7695	\$ 2.7334	\$ 2.1131		\$ 2.7551	\$ 0.0234	13.14
Outside Flat	\$ 2.8633	\$ 2.8948	\$ 2.7496	\$ 2.1573		\$ 2.8127	\$ 0.0506	6.82
Eye of round	\$ 3.1444	\$ 3.1887	\$ 3.4390	\$ 2.4104		\$ 3.1427	\$ 0.0017	2.00
Peeled Knuckle	+++	+++	+++	\$ 2.2339		\$ 2.9126	\$ 0.2074	3.91
Gooseneck	+++	n/a	+++	\$ 1.8362		\$ 2.3940	\$ 0.0426	0.01

---







**Thin Meats (AAA/AA)**

	<u>C\$</u>	<u>C\$(Last Wk)</u>	<u>C\$(Last Yr)</u>	<u>US\$</u>		<u>In C\$</u>	<u>Cdn-US Diff\$</u>	<u>Cdn Loads</u>
Chuck Tender	\$ 2.8156	\$ 2.8528	\$ 2.8643	\$ 2.0725		\$ 2.7021	\$ 0.1135	3.28
Briskets 120	\$ 3.0051	\$ 3.2366	+++	\$ 2.4013		\$ 3.1308	\$ -0.1257	1.24
Bone-in Chuck Shortrib	\$ 4.7043	\$ 4.6660	\$ 4.0691	\$ 3.3243		\$ 4.3342	\$ 0.3701	3.27
Flat Iron	\$ 4.3520	\$ 4.6250	\$ 3.6620					1.02
Blademeat	\$ 3.6114	\$ 3.5942	\$ 3.2716	\$ 2.7866		\$ 3.6332	\$ -0.0218	6.22
Bone-in Shortrib	+++	+++	+++	\$ 5.1641		\$ 6.7330	\$ -0.0030	0.01
Outside Skirt	+++	+++	+++	\$ 5.8627		\$ 7.6438	\$ -0.2538	0.01
Inside Skirt	+++	+++	+++	\$ 4.1518		\$ 5.4131	\$ 0.3669	0.01
Flapmeat	+++	+++	+++	\$ 4.5653		\$ 5.9522	\$ 0.7778	0.11
Ball Tips	+++	+++	+++	\$ 2.1369		\$ 2.7861	\$ -0.0001	0.01
Tri Tips	+++	+++	+++	\$ 3.2279		\$ 4.2085	\$ -0.8885	0.01
Flank Steak	\$ 6.2092	\$ 6.4019	\$ 5.1537	\$ 4.7083		\$ 6.1387	\$ 0.0705	0.94
Pectoral Muscle	\$ 3.5151	\$ 3.5508	\$ 3.2790	\$ 2.7924		\$ 3.6407	\$ -0.1256	5.06
Lointails	+++	+++	+++					0.89

**Trim (AAA & AA) (Fed)**

	<u>C\$</u>	<u>C\$(Last Wk)</u>	<u>C\$(Last Yr)</u>	<u>US\$</u>		<u>In C\$</u>	<u>Cdn-US Diff\$</u>	<u>Cdn Loads</u>
Fresh 50% Lean Trimmings	\$ 0.9639	\$ 0.9402	\$ 0.9899	\$ 0.4732		\$ 0.6170	\$ 0.3469	23.03
Fresh 65% Lean Trimmings	\$ 1.2913	\$ 1.2943	\$ 1.6337	\$ 0.7142		\$ 0.9312	\$ 0.3601	13.19
Fresh 75% Lean Trimmings	+++	+++	+++	\$ 1.3845		\$ 1.8051	\$ -0.0899	0.01
Fresh 81% Lean Trimmings	+++	+++	+++	\$ 1.4631		\$ 1.9076	\$ 0.1715	2.75
Fresh 85% Lean Trimmings	\$ 2.1391	\$ 2.2643	\$ 2.4804	\$ 1.5098		\$ 1.9685	\$ 0.1706	11.87
Shankmeat	\$ 2.1391	\$ 2.2643	\$ 2.4804					0.01

**Ground Beef**

	<u>C\$</u>	<u>C\$(Last Wk)</u>	<u>C\$(Last Yr)</u>	<u>US\$</u>		<u>In C\$</u>	<u>Cdn-US Diff\$</u>	<u>Cdn Loads</u>
Extra Lean Ground Beef	+++	+++	+++					4.53
Lean Ground Beef	+++	+++	+++					0.15
Medium Ground Beef	+++	+++	+++					4.41
Regular Ground Beef	+++	+++	+++					3.38
Ground Chuck	+++	+++	+++	\$ 1.6332		\$ 2.1294	\$ -0.0001	0.01
Ground Sirloin	+++	+++	+++	\$ 2.9507		\$ 3.8471	\$ 0.0000	0.01

---

+++ This is suppressed data that is used in the primal and cutout calculation.

Canfax tries to provide quality information, but we make no claims, promises, or guarantees about the accuracy, completeness or adequacy of the information. Canfax does not guarantee, and accepts no legal liability arising from or connected to, the accuracy, reliability or completeness of any material contained in our publications.