



Canadian Boxed Beef Prices

The data used in the Canadian Boxed Beef Report is provided by the Agriculture and Agri-Food Canada (AAFC). It is based on negotiated prices and volume of boxed beef cuts and on average industry cutting yields. Values reflect CDN dollars per pound.

Week ending: Friday, November 1, 2019








































Exchange Rate: 1.3160

	Canadian AAA			Canadian AA/A		
	This Week	Last Week	Last Year	This Week	Last Week	Last Year
CHUCK	\$ 2.2952	\$ 2.2553	\$ 2.1719	\$ 2.1921	\$ 2.1381	\$ 2.1315
RIB	\$ 5.1969	\$ 4.8444	\$ 4.9324	\$ 3.9154	\$ 3.9264	\$ 4.2686
LOIN	\$ 3.4044	\$ 3.4405	\$ 3.2123	\$ 3.0431	\$ 2.9751	\$ 2.8304
ROUND	\$ 2.3166	\$ 2.2786	\$ 2.1718	\$ 2.3164	\$ 2.2593	\$ 2.1788
BRISKET	\$ 2.3226	\$ 2.4701	\$ 2.1666	\$ 2.3226	\$ 2.4701	\$ 2.1666
SHORT PLATE	\$ 1.9722	\$ 1.9220	\$ 1.9329	\$ 1.9722	\$ 1.9220	\$ 1.9329
FLANK	\$ 1.3328	\$ 1.3317	\$ 1.3725	\$ 1.3328	\$ 1.3317	\$ 1.3725















	USDA Choice	Canadian AAA			USDA Select	Canadian AA		
	This Week (CDN\$)	This Week	Last Week	Last Year	This Week (CDN\$)	This Week	Last Week	Last Year
Carcass Cutout	\$ 3.0371	\$ 2.8128	\$ 2.7637	\$ 2.6637	\$ 2.6978	\$ 2.5593	\$ 2.5211	\$ 2.4965
Load Count Totals		206.46	196.58	192.82				

AAA Product







	C\$	C\$(Last Wk)	C\$(Last Yr)	US\$	In C\$	Cdn-US Diff\$	Cdn Loads
Quebec Spec	n/a	n/a	n/a				
Semi-Boneless	+++	+++	+++	\$ 2.2914	\$ 3.0155	\$ 0.2945	0.31
Short Cut shoulder clod	+++	+++	+++	\$ 2.4327	\$ 3.2014	\$ -0.3314	0.01
Clod Heart	n/a	n/a	n/a	\$ 3.3860	\$ 4.4560		
Clod Tender	+++	+++	n/a	\$ 5.2332	\$ 6.8869	\$ -1.9769	0.02
2 Piece Boneless Chuck	n/a	n/a	n/a				
Chuck Roll	+++	+++	+++	\$ 3.0379	\$ 3.9979	\$ 0.1954	3.38
Chuck Roll 0x0	n/a	n/a	n/a				
Oven Ready Rib	+++	+++	+++				0.02
Bone-in Lipon Ribeye 17 up	n/a	n/a	n/a	\$ 8.5166	\$ 11.2078		
Bone-in Lipon Ribeye 17 dn	+++	+++	+++	\$ 8.5166	\$ 11.2078	\$ -0.8378	0.61
Boneless Lipon Ribeye 14 up	+++	+++	+++	\$ 9.4289	\$ 12.4084	\$ -0.9684	0.01
Boneless Lipon Ribeye 14 dn	n/a	n/a	n/a	\$ 10.0563	\$ 13.2341		
Back Ribs	+++	n/a	+++	\$ 1.3581	\$ 1.7873	\$ 1.7377	0.01
Short Loin 1x0	\$ 5.6869	\$ 6.2021	\$ 6.4669	\$ 5.1878	\$ 6.8271	\$ -1.1402	0.66
Striploin 0x1 13up	\$ 6.3296	\$ 6.5393	\$ 6.5819	\$ 5.1518	\$ 6.7798	\$ -0.4502	7.62
Striploin 0x1 13dn	n/a	n/a	n/a	\$ 5.1518	\$ 6.7798		

Top Butt 13up	\$ 4.1064	\$ 4.1129	\$ 3.8031	\$ 3.3533		\$ 4.4129	\$ -0.3065	10.09
Top Butt 13dn	n/a	n/a	n/a	\$ 3.3533		\$ 4.4129		
PSMO Tenderloin	\$ 13.5969	\$ 13.4943	\$ 12.1826	\$ 13.4152		\$ 17.6544	\$ -4.0575	3.15
Butt Tenderloin	\$ 13.3879	\$ 12.4533	\$ 12.2256	\$ 12.1929		\$ 16.0459	\$ -2.6580	0.08
Boneless Round	n/a	n/a	n/a					
Inside Round 1"	n/a	n/a	n/a	\$ 2.3925		\$ 3.1485		
Inside Round	\$ 3.1131	\$ 3.0620	\$ 2.8923	\$ 2.3938		\$ 3.1502	\$ -0.0371	10.47
Outside Flat	\$ 3.2369	\$ 3.0928	\$ 3.1076	\$ 2.5094		\$ 3.3024	\$ -0.0655	4.95
Eye of round	\$ 3.3890	\$ 3.4248	\$ 3.3015	\$ 2.4752		\$ 3.2574	\$ 0.1316	6.38
Peeled Knuckle	+++	+++	+++	\$ 2.4557		\$ 3.2317	\$ 0.1183	5.39
Gooseneck	n/a	n/a	n/a	\$ 2.1046		\$ 2.7697		
AA Product								
	<u>C\$</u>	<u>C\$(Last Wk)</u>	<u>C\$(Last Yr)</u>	<u>US\$</u>		<u>In C\$</u>	<u>Cdn-US Diff\$</u>	<u>Cdn Loads</u>
Quebec Spec	n/a	n/a	n/a					
Semi-Boneless	n/a	n/a	n/a	\$ 2.2375		\$ 2.9446		
Short Cut shoulder clod	+++	+++	+++	\$ 2.3858		\$ 3.1397	\$ -0.2697	0.10
Clod Heart	n/a	n/a	n/a					
Clod Tender	+++	+++	+++	\$ 4.8026		\$ 6.3202	\$ -2.1002	0.05
2 Piece Boneless Chuck	n/a	n/a	n/a					
Chuck Roll	+++	+++	+++	\$ 2.8946		\$ 3.8093	\$ -0.0091	0.23
Chuck Roll 0x0	n/a	n/a	n/a					
Oven Ready Rib	n/a	n/a	n/a					
Bone-in Lipon Ribeye 17 up	+++	+++	+++	\$ 5.7724		\$ 7.5965	\$ 0.5935	1.83
Bone-in Lipon Ribeye 17 dn	+++	+++	+++	\$ 5.7724		\$ 7.5965	\$ -0.9672	1.92
Boneless Lipon Ribeye 14 up	+++	+++	+++	\$ 6.6410		\$ 8.7396	\$ -1.5615	1.39
Boneless Lipon Ribeye 14 dn	n/a	n/a	n/a	\$ 6.4111		\$ 8.4370		
Back Ribs	+++	+++	+++	\$ 1.3581		\$ 1.7873	\$ 1.7377	0.04
Short Loin 1x0	\$ 5.4484	\$ 5.0173	\$ 5.1932	\$ 3.5803		\$ 4.7117	\$ 0.7367	1.51
Striploin 0x1 13up	\$ 5.2495	\$ 5.2273	\$ 5.1450	\$ 3.6084		\$ 4.7487	\$ 0.5008	6.83
Striploin 0x1 13dn	n/a	n/a	n/a	\$ 3.6084		\$ 4.7487		
Top Butt 13up	\$ 3.6161	\$ 3.5559	\$ 3.5508	\$ 3.3177		\$ 4.3661	\$ -0.7500	5.37
Top Butt 13dn	n/a	n/a	n/a	\$ 3.3177		\$ 4.3661		
PSMO Tenderloin	\$ 11.1503	\$ 10.7209	\$ 10.5295	\$ 9.9246		\$ 13.0608	\$ -1.9105	6.33
Butt Tenderloin	\$ 10.8645	\$ 11.4982	\$ 11.5303	\$ 9.2683		\$ 12.1971	\$ -1.3326	0.12
Boneless Round	n/a	n/a	n/a					
Inside Round 1"	n/a	n/a	n/a	\$ 2.3384		\$ 3.0773		
Inside Round	\$ 3.1682	\$ 3.0630	\$ 2.9331	\$ 2.3689		\$ 3.1175	\$ 0.0507	14.51
Outside Flat	\$ 3.2181	\$ 3.0684	\$ 3.0362	\$ 2.5287		\$ 3.3278	\$ -0.1097	8.38
Eye of round	\$ 3.3230	\$ 3.2895	\$ 3.3252	\$ 2.4512		\$ 3.2258	\$ 0.0972	5.00
Peeled Knuckle	+++	+++	+++	\$ 2.4584		\$ 3.2353	\$ 0.0547	1.73
Gooseneck	n/a	n/a	n/a	\$ 2.0887		\$ 2.7487		







Thin Meats (AAA/AA)

	<u>C\$</u>	<u>C\$(Last Wk)</u>	<u>C\$(Last Yr)</u>	<u>US\$</u>		<u>In C\$</u>	<u>Cdn-US Diff\$</u>	<u>Cdn Loads</u>
Chuck Tender	\$ 3.2116	\$ 3.0647	\$ 2.8209	\$ 2.4507		\$ 3.2251	\$ -0.0135	3.93
Briskets 120	\$ 3.3697	\$ 3.6107	\$ 3.1376	\$ 2.8669		\$ 3.7728	\$ -0.4031	7.52
Bone-in Chuck Shortrib	\$ 3.8060	\$ 3.8582	\$ 4.9860	\$ 2.8329		\$ 3.7281	\$ 0.0779	3.91
Flat Iron	\$ 3.3495	\$ 3.3216	\$ 4.4716					1.06
Blademeat	\$ 3.2313	\$ 3.2715	\$ 3.8632	\$ 2.4766		\$ 3.2592	\$ -0.0279	5.37
Bone-in Shortrib	+++	+++	+++	\$ 4.3973		\$ 5.7868	\$ 0.9532	0.12
Outside Skirt	+++	+++	+++	\$ 5.9582		\$ 7.8410	\$ -0.0002	0.01
Inside Skirt	+++	+++	+++	\$ 4.3315		\$ 5.7003	\$ 0.0097	0.01
Flapmeat	+++	+++	+++	\$ 4.4854		\$ 5.9028	\$ 0.3472	0.04
Ball Tips	+++	+++	+++	\$ 2.2823		\$ 3.0035	\$ -0.0001	0.01
Tri Tips	+++	+++	+++	\$ 3.2457		\$ 4.2713	\$ -0.0001	0.01
Flank Steak	\$ 5.7726	\$ 5.8259	\$ 6.0509	\$ 4.3598		\$ 5.7375	\$ 0.0351	1.37
Pectoral Muscle	\$ 3.1393	\$ 3.1347	\$ 3.8279	\$ 2.4645		\$ 3.2433	\$ -0.1040	2.43
Lointails	+++	+++	n/a					0.01

Trim (AAA & AA) (Fed)

	<u>C\$</u>	<u>C\$(Last Wk)</u>	<u>C\$(Last Yr)</u>	<u>US\$</u>		<u>In C\$</u>	<u>Cdn-US Diff\$</u>	<u>Cdn Loads</u>
Fresh 50% Lean Trimmings	\$ 0.9887	\$ 0.9746	\$ 1.0315	\$ 0.7559		\$ 0.9948	\$ -0.0061	25.81
Fresh 65% Lean Trimmings	\$ 1.6004	\$ 1.4627	\$ 1.3613	\$ 1.1961		\$ 1.5741	\$ 0.0263	14.13
Fresh 75% Lean Trimmings	+++	+++	+++	\$ 1.6047		\$ 2.1118	\$ 0.0086	0.01
Fresh 81% Lean Trimmings	+++	+++	+++	\$ 1.7100		\$ 2.2504	\$ 0.1738	5.06
Fresh 85% Lean Trimmings	\$ 2.6404	\$ 2.5784	\$ 2.1887	\$ 1.9900		\$ 2.6188	\$ 0.0216	13.82
Shankmeat	+++	+++	\$ 2.1887					0.01

Ground Beef

	<u>C\$</u>	<u>C\$(Last Wk)</u>	<u>C\$(Last Yr)</u>	<u>US\$</u>		<u>In C\$</u>	<u>Cdn-US Diff\$</u>	<u>Cdn Loads</u>
Extra Lean Ground Beef	+++	+++	+++					10.57
Lean Ground Beef	+++	+++	+++					1.00
Medium Ground Beef	+++	+++	+++					0.03
Regular Ground Beef	+++	+++	+++					1.71
Ground Chuck	+++	+++	+++	\$ 1.9890		\$ 2.6175	\$ -0.0001	0.01
Ground Sirloin	+++	+++	+++	\$ 3.0610		\$ 4.0283	\$ -0.0001	0.01

+++ This is suppressed data that is used in the primal and cutout calculation.

Canfax tries to provide quality information, but we make no claims, promises, or guarantees about the accuracy, completeness or adequacy of the information. Canfax does not guarantee, and accepts no legal liability arising from or connected to, the accuracy, reliability or completeness of any material contained in our publications.