



## Canadian Boxed Beef Prices

The data used in the Canadian Boxed Beef Report is provided by the Agriculture and Agri-Food Canada (AAFC). It is based on negotiated prices and volume of boxed beef cuts and on average industry cutting yields. Values reflect CDN dollars per pound.

Week ending: Friday, September 27, 2019








































Exchange Rate: 1.3261

	Canadian AAA			Canadian AA/A		
	This Week	Last Week	Last Year	This Week	Last Week	Last Year
CHUCK	\$ 2.2181	\$ 2.1227	\$ 2.1995	\$ 2.0822	\$ 2.0270	\$ 2.1256
RIB	\$ 4.3920	\$ 4.5032	\$ 4.4209	\$ 3.5438	\$ 3.6754	\$ 4.5058
LOIN	\$ 3.5713	\$ 3.6778	\$ 3.2610	\$ 2.9439	\$ 3.0314	\$ 3.0232
ROUND	\$ 2.3801	\$ 2.2913	\$ 2.0836	\$ 2.3475	\$ 2.2857	\$ 2.0756
BRISKET	\$ 2.5025	\$ 2.4483	\$ 2.2050	\$ 2.5025	\$ 2.4483	\$ 2.2050
SHORT PLATE	\$ 1.9523	\$ 1.9386	\$ 1.8625	\$ 1.9523	\$ 1.9386	\$ 1.8625
FLANK	\$ 1.3773	\$ 1.3874	\$ 1.4483	\$ 1.3773	\$ 1.3874	\$ 1.4483

	USDA Choice	Canadian AAA			USDA Select	Canadian AA		
	This Week (CDN\$)	This Week	Last Week	Last Year	This Week (CDN\$)	This Week	Last Week	Last Year
Carcass Cutout	\$ 2.8446	\$ 2.7568	\$ 2.7407	\$ 2.6037	\$ 2.5212	\$ 2.4792	\$ 2.4794	\$ 2.5392
Load Count Totals		229.16	239.43	207.74				















### AAA Product

	C\$	C\$(Last Wk)	C\$(Last Yr)	US\$	In C\$	Cdn-US Diff\$	Cdn Loads
Quebec Spec	+++	n/a	n/a				0.17
Semi-Boneless	n/a	+++	+++	\$ 2.2567	\$ 2.9926		
Short Cut shoulder clod	+++	+++	+++	\$ 2.1772	\$ 2.8872	\$ -0.1172	0.01
Clod Heart	n/a	n/a	n/a	\$ 3.0632	\$ 4.0621		
Clod Tender	+++	+++	n/a	\$ 4.0113	\$ 5.3194	\$ -0.2194	0.01
2 Piece Boneless Chuck	n/a	n/a	n/a				
Chuck Roll	+++	+++	+++	\$ 2.8211	\$ 3.7411	\$ -0.1586	2.65
Chuck Roll 0x0	n/a	n/a	n/a				
Oven Ready Rib	+++	+++	+++				0.02
Bone-in Lipon Ribeye 17 up	n/a	n/a	n/a	\$ 7.1102	\$ 9.4288		
Bone-in Lipon Ribeye 17 dn	+++	+++	+++	\$ 7.1102	\$ 9.4288	\$ -1.0788	2.58
Boneless Lipon Ribeye 14 up	+++	+++	+++	\$ 8.1764	\$ 10.8427	\$ -0.6527	0.08
Boneless Lipon Ribeye 14 dn	n/a	n/a	n/a	\$ 8.2912	\$ 10.9950		
Back Ribs	n/a	n/a	+++	\$ 1.7246	\$ 2.2870		
Short Loin 1x0	\$ 7.3391	\$ 7.5307	\$ 6.6012	\$ 4.7457	\$ 6.2933	\$ 1.0458	0.16
Striploin 0x1 13up	\$ 7.2941	\$ 8.3000	\$ 6.6229	\$ 5.6229	\$ 7.4565	\$ -0.1624	12.15
Striploin 0x1 13dn	n/a	n/a	n/a	\$ 5.6229	\$ 7.4565		







Top Butt 13up	\$ 4.1382	\$ 4.0811	\$ 3.7204	\$ 2.8904		\$ 3.8330	\$ 0.3052	3.84
Top Butt 13dn	n/a	n/a	n/a	\$ 2.8904		\$ 3.8330		
PSMO Tenderloin	\$ 13.0750	\$ 12.8384	\$ 11.8189	\$ 10.0803		\$ 13.3675	\$ -0.2925	4.78
Butt Tenderloin	\$ 12.4554	\$ 11.7644	+++	\$ 9.9529		\$ 13.1985	\$ -0.7431	0.04
Boneless Round	n/a	n/a	n/a					
Inside Round 1"	n/a	n/a	n/a	\$ 2.1669		\$ 2.8735		
Inside Round	\$ 2.9922	\$ 2.9297	\$ 2.7693	\$ 2.2280		\$ 2.9546	\$ 0.0376	9.88
Outside Flat	\$ 3.3160	\$ 3.3486	\$ 2.8089	\$ 2.4140		\$ 3.2012	\$ 0.1148	2.00
Eye of round	\$ 3.6071	\$ 3.5779	\$ 3.0872	\$ 2.5486		\$ 3.3797	\$ 0.2274	4.81
Peeled Knuckle	+++	+++	+++	\$ 2.4489		\$ 3.2475	\$ 0.3125	3.84
Gooseneck	n/a	n/a	n/a	\$ 2.3398		\$ 3.1028		
<b>AA Product</b>								
	<u>C\$</u>	<u>C\$(Last Wk)</u>	<u>C\$(Last Yr)</u>	<u>US\$</u>		<u>In C\$</u>	<u>Cdn-US Diff\$</u>	<u>Cdn Loads</u>
Quebec Spec	n/a	n/a	n/a					
Semi-Boneless	n/a	n/a	n/a	\$ 2.2228		\$ 2.9477		
Short Cut shoulder clod	+++	+++	+++	\$ 2.1873		\$ 2.9006	\$ -0.1306	0.06
Clod Heart	n/a	n/a	n/a					
Clod Tender	+++	+++	+++	\$ 3.8048		\$ 5.0455	\$ -0.8755	0.03
2 Piece Boneless Chuck	n/a	n/a	n/a					
Chuck Roll	+++	+++	+++	\$ 2.5552		\$ 3.3885	\$ -0.1377	0.73
Chuck Roll 0x0	n/a	n/a	n/a					
Oven Ready Rib	n/a	n/a	n/a					
Bone-in Lipon Ribeye 17 up	+++	+++	+++	\$ 4.3703		\$ 5.7955	\$ 0.3744	5.63
Bone-in Lipon Ribeye 17 dn	+++	+++	+++	\$ 4.3703		\$ 5.7955	\$ 0.4647	4.06
Boneless Lipon Ribeye 14 up	+++	+++	+++	\$ 5.3837		\$ 7.1393	\$ -0.0201	0.43
Boneless Lipon Ribeye 14 dn	n/a	n/a	n/a	\$ 5.3001		\$ 7.0285		
Back Ribs	n/a	+++	+++	\$ 1.7246		\$ 2.2870		
Short Loin 1x0	\$ 5.1189	\$ 5.6119	\$ 5.6024	\$ 3.6395		\$ 4.8263	\$ 0.2926	1.64
Striploin 0x1 13up	\$ 5.2495	\$ 5.2232	\$ 5.2928	\$ 3.7794		\$ 5.0119	\$ 0.2376	5.44
Striploin 0x1 13dn	n/a	n/a	n/a	\$ 3.7794		\$ 5.0119		
Top Butt 13up	\$ 3.2245	\$ 3.4156	\$ 3.5903	\$ 2.4581		\$ 3.2597	\$ -0.0352	6.10
Top Butt 13dn	n/a	n/a	n/a	\$ 2.4581		\$ 3.2597		
PSMO Tenderloin	\$ 11.1728	\$ 11.2667	\$ 11.5070	\$ 8.7476		\$ 11.6002	\$ -0.4274	5.31
Butt Tenderloin	\$ 9.9918	\$ 11.1996	+++	\$ 8.1407		\$ 10.7954	\$ -0.8036	0.38
Boneless Round	n/a	n/a	n/a					
Inside Round 1"	n/a	n/a	n/a	\$ 2.1453		\$ 2.8449		
Inside Round	\$ 2.9726	\$ 3.0398	\$ 2.7521	\$ 2.2421		\$ 2.9732	\$ -0.0006	24.64
Outside Flat	\$ 3.2687	\$ 3.2782	\$ 2.8135	\$ 2.3694		\$ 3.1421	\$ 0.1266	13.41
Eye of round	\$ 3.4697	\$ 3.4790	\$ 3.0379	\$ 2.5137		\$ 3.3334	\$ 0.1363	4.00
Peeled Knuckle	+++	+++	+++	\$ 2.5015		\$ 3.3172	\$ 0.1428	3.51
Gooseneck	n/a	+++	n/a	\$ 2.1437		\$ 2.8428		

---







**Thin Meats (AAA/AA)**

	<u>C\$</u>	<u>C\$(Last Wk)</u>	<u>C\$(Last Yr)</u>	<u>US\$</u>		<u>In C\$</u>	<u>Cdn-US Diff\$</u>	<u>Cdn Loads</u>
Chuck Tender	\$ 3.0784	\$ 3.0364	\$ 2.8734	\$ 2.2992		\$ 3.0490	\$ 0.0294	3.41
Briskets 120	\$ 3.6520	\$ 3.5680	\$ 3.1977	\$ 2.5960		\$ 3.4426	\$ 0.2094	1.89
Bone-in Chuck Shortrib	\$ 3.9256	\$ 3.9374	\$ 4.9059	\$ 2.9117		\$ 3.8612	\$ 0.0644	5.49
Flat Iron	\$ 3.7198	\$ 3.6640	\$ 4.8083					0.13
Blademeat	\$ 3.2210	\$ 3.2751	\$ 3.6261	\$ 2.4591		\$ 3.2610	\$ -0.0400	7.27
Bone-in Shortrib	+++	+++	+++	\$ 4.5480		\$ 6.0311	\$ 0.7289	0.19
Outside Skirt	+++	+++	+++	\$ 5.8400		\$ 7.7444	\$ -0.0001	0.01
Inside Skirt	+++	+++	+++	\$ 4.1418		\$ 5.4924	\$ -0.0024	0.03
Flapmeat	+++	+++	+++	\$ 4.3959		\$ 5.8294	\$ 0.0741	0.34
Ball Tips	+++	+++	+++	\$ 2.1680		\$ 2.8750	\$ 0.0000	0.01
Tri Tips	+++	+++	+++	\$ 3.5369		\$ 4.6903	\$ -0.0001	0.01
Flank Steak	\$ 6.0597	\$ 6.0863	\$ 6.5339	\$ 4.5751		\$ 6.0670	\$ -0.0073	1.43
Pectoral Muscle	+++	\$ 3.2433	\$ 3.5750	\$ 2.5072		\$ 3.3248	\$ -0.0740	2.09
Lointails	+++	+++	n/a					2.19

**Trim (AAA & AA) (Fed)**

	<u>C\$</u>	<u>C\$(Last Wk)</u>	<u>C\$(Last Yr)</u>	<u>US\$</u>		<u>In C\$</u>	<u>Cdn-US Diff\$</u>	<u>Cdn Loads</u>
Fresh 50% Lean Trimmings	\$ 0.9688	\$ 0.9948	\$ 1.0239	\$ 0.6377		\$ 0.8457	\$ 0.1231	43.70
Fresh 65% Lean Trimmings	\$ 1.6832	\$ 1.7785	\$ 1.3860	\$ 1.0802		\$ 1.4325	\$ 0.2507	9.54
Fresh 75% Lean Trimmings	+++	+++	+++					0.01
Fresh 81% Lean Trimmings	+++	+++	+++					3.21
Fresh 85% Lean Trimmings	\$ 2.7279	\$ 2.3639	\$ 2.1871	\$ 1.9764		\$ 2.6209	\$ 0.1070	10.87
Shankmeat	+++	+++	\$ 2.1871					0.01

**Ground Beef**

	<u>C\$</u>	<u>C\$(Last Wk)</u>	<u>C\$(Last Yr)</u>	<u>US\$</u>		<u>In C\$</u>	<u>Cdn-US Diff\$</u>	<u>Cdn Loads</u>
Extra Lean Ground Beef	+++	+++	+++					4.90
Lean Ground Beef	+++	+++	+++					0.06
Medium Ground Beef	+++	+++	+++					7.34
Regular Ground Beef	+++	+++	+++					2.62
Ground Chuck	+++	+++	+++	\$ 1.8620		\$ 2.4692	\$ 0.0000	0.01
Ground Sirloin	+++	+++	+++	\$ 3.0611		\$ 4.0593	\$ 0.0000	0.01

---

+++ This is suppressed data that is used in the primal and cutout calculation.

Canfax tries to provide quality information, but we make no claims, promises, or guarantees about the accuracy, completeness or adequacy of the information. Canfax does not guarantee, and accepts no legal liability arising from or connected to, the accuracy, reliability or completeness of any material contained in our publications.