



Canadian Boxed Beef Prices

The data used in the Canadian Boxed Beef Report is provided by the Agriculture and Agri-Food Canada (AAFC). It is based on negotiated prices and volume of boxed beef cuts and on average industry cutting yields. Values reflect CDN dollars per pound.

Week ending: Friday, March 29, 2019








































Exchange Rate: 1.3428

	Canadian AAA			Canadian AA/A		
	This Week	Last Week	Last Year	This Week	Last Week	Last Year
CHUCK	\$ 2.2630	\$ 2.3443	\$ 2.2212	\$ 2.3138	\$ 2.2705	\$ 2.2212
RIB	\$ 4.7707	\$ 4.5616	\$ 4.4740	\$ 4.4012	\$ 4.3470	\$ 4.0667
LOIN	\$ 3.8192	\$ 3.7057	\$ 3.7974	\$ 3.6487	\$ 3.4748	\$ 3.5190
ROUND	\$ 2.3209	\$ 2.2997	\$ 2.2060	\$ 2.3208	\$ 2.2970	\$ 2.1870
BRISKET	\$ 2.4498	\$ 2.4025	\$ 2.2913	\$ 2.4498	\$ 2.4025	\$ 2.2913
SHORT PLATE	\$ 2.2562	\$ 2.1858	\$ 2.1873	\$ 2.2562	\$ 2.1858	\$ 2.1873
FLANK	\$ 1.5237	\$ 1.5014	\$ 1.5693	\$ 1.5237	\$ 1.5014	\$ 1.5693















	USDA Choice	Canadian AAA			USDA Select	Canadian AA		
	This Week (CDN\$)	This Week	Last Week	Last Year	This Week (CDN\$)	This Week	Last Week	Last Year
Carcass Cutout	\$ 3.0643	\$ 2.8767	\$ 2.8399	\$ 2.7890	\$ 2.9452	\$ 2.8133	\$ 2.7439	\$ 2.6791
Load Count Totals		171.13	192.51	195.11				

AAA Product







	C\$	C\$(Last Wk)	C\$(Last Yr)	US\$	In C\$	Cdn-US Diff\$	Cdn Loads
Quebec Spec	n/a	n/a	+++				
Semi-Boneless	+++	+++	+++	\$ 2.3591	\$ 3.1678	\$ 0.6322	0.07
Short Cut shoulder clod	+++	+++	\$ 2.9434	\$ 2.2720	\$ 3.0508	\$ -0.1508	0.07
Clod Heart	n/a	n/a	n/a	\$ 2.9379	\$ 3.9450		
Clod Tender	+++	+++	+++	\$ 5.3771	\$ 7.2204	\$ -1.0704	0.08
2 Piece Boneless Chuck	n/a	n/a	n/a				
Chuck Roll	+++	+++	+++	\$ 2.7212	\$ 3.6540	\$ -0.0460	2.54
Chuck Roll 0x0	n/a	n/a	+++				
Oven Ready Rib	+++	+++	+++				0.03
Bone-in Lipon Ribeye 17 up	n/a	n/a	+++	\$ 7.1289	\$ 9.5727		
Bone-in Lipon Ribeye 17 dn	+++	+++	+++	\$ 7.1289	\$ 9.5727	\$ -0.6227	0.95
Boneless Lipon Ribeye 14 up	+++	+++	+++	\$ 8.1375	\$ 10.9270	\$ -0.4170	0.08
Boneless Lipon Ribeye 14 dn	n/a	n/a	+++	\$ 7.9291	\$ 10.6472		
Back Ribs	+++	+++	n/a	\$ 1.3840	\$ 1.8584	\$ 1.7496	0.01
Short Loin 1x0	\$ 7.2926	\$ 7.5595	\$ 7.4809	\$ 5.6745	\$ 7.6197	\$ -0.3271	0.70
Striploin 0x1 13up	\$ 8.2164	\$ 8.1312	\$ 8.7734	\$ 6.9275	\$ 9.3022	\$ -1.0858	7.70
Striploin 0x1 13dn	n/a	n/a	\$ 8.7734	\$ 6.9275	\$ 9.3022		

Top Butt 13up	\$ 4.3172	\$ 4.1889	\$ 4.1730	\$ 3.6464		\$ 4.8964	\$ -0.5792	2.02
Top Butt 13dn	n/a	n/a	\$ 4.1730	\$ 3.6464		\$ 4.8964		
PSMO Tenderloin	\$ 12.6303	\$ 12.8127	\$ 12.9485	\$ 9.8071		\$ 13.1690	\$ -0.5387	5.57
Butt Tenderloin	+++	\$ 12.4964	\$ 11.9149	\$ 9.0606		\$ 12.1666	\$ 0.5244	0.08
Boneless Round	n/a	n/a	n/a	\$ 2.4748		\$ 3.3232		
Inside Round 1"	n/a	n/a	n/a	\$ 2.1435		\$ 2.8783		
Inside Round	\$ 2.9652	\$ 2.8991	\$ 2.9891	\$ 2.2546		\$ 3.0275	\$ -0.0623	7.72
Outside Flat	\$ 3.1558	\$ 3.1787	\$ 2.8653	\$ 2.3398		\$ 3.1419	\$ 0.0139	2.69
Eye of round	\$ 3.7572	\$ 3.7468	\$ 3.1475	\$ 2.6277		\$ 3.5285	\$ 0.2287	3.11
Peeled Knuckle	+++	+++	+++	\$ 2.6815		\$ 3.6007	\$ -0.0307	3.69
Gooseneck	n/a	n/a	n/a	\$ 2.0479		\$ 2.7499		
AA Product								
	<u>C\$</u>	<u>C\$(Last Wk)</u>	<u>C\$(Last Yr)</u>	<u>US\$</u>		<u>In C\$</u>	<u>Cdn-US Diff\$</u>	<u>Cdn Loads</u>
Quebec Spec	n/a	n/a	+++					
Semi-Boneless	n/a	n/a	+++	\$ 2.4371		\$ 3.2725		
Short Cut shoulder clod	+++	+++	\$ 2.9434	\$ 2.2885		\$ 3.0730	\$ 0.3070	3.21
Clod Heart	n/a	n/a	n/a					
Clod Tender	+++	+++	+++	\$ 4.9442		\$ 6.6391	\$ 0.9309	0.02
2 Piece Boneless Chuck	n/a	n/a	n/a					
Chuck Roll	+++	+++	+++	\$ 2.7350		\$ 3.6726	\$ -0.1584	0.18
Chuck Roll 0x0	n/a	n/a	+++					
Oven Ready Rib	n/a	n/a	n/a					
Bone-in Lipon Ribeye 17 up	+++	+++	+++	\$ 6.2891		\$ 8.4450	\$ -0.3973	0.44
Bone-in Lipon Ribeye 17 dn	+++	+++	+++	\$ 6.2891		\$ 8.4450	\$ -0.3348	2.52
Boneless Lipon Ribeye 14 up	+++	+++	+++	\$ 7.3406		\$ 9.8570	\$ -0.2661	0.16
Boneless Lipon Ribeye 14 dn	n/a	n/a	+++	\$ 6.8666		\$ 9.2205		
Back Ribs	+++	+++	+++	\$ 1.3840		\$ 1.8584	\$ 1.7496	0.05
Short Loin 1x0	\$ 6.9911	\$ 7.1189	\$ 6.7474	\$ 5.0342		\$ 6.7599	\$ 0.2312	1.46
Striploin 0x1 13up	\$ 7.3606	\$ 6.8353	\$ 6.7787	\$ 5.1928		\$ 6.9729	\$ 0.3877	4.33
Striploin 0x1 13dn	n/a	n/a	\$ 6.7787	\$ 5.1928		\$ 6.9729		
Top Butt 13up	\$ 4.0609	\$ 3.9592	\$ 4.1517	\$ 3.6054		\$ 4.8413	\$ -0.7804	2.80
Top Butt 13dn	n/a	n/a	\$ 4.1517	\$ 3.6054		\$ 4.8413		
PSMO Tenderloin	\$ 12.2767	\$ 12.0116	\$ 12.1523	\$ 9.7275		\$ 13.0621	\$ -0.7854	3.09
Butt Tenderloin	+++	\$ 11.5321	\$ 11.7456	\$ 9.0366		\$ 12.1343	\$ 0.4057	0.46
Boneless Round	n/a	n/a	n/a	\$ 2.2903		\$ 3.0754		
Inside Round 1"	n/a	n/a	n/a	\$ 2.2249		\$ 2.9876		
Inside Round	\$ 3.0217	\$ 3.0047	\$ 3.0095	\$ 2.2517		\$ 3.0236	\$ -0.0019	14.10
Outside Flat	\$ 3.0469	\$ 3.0474	\$ 2.7167	\$ 2.3806		\$ 3.1967	\$ -0.1498	6.28
Eye of round	\$ 3.8193	\$ 3.7378	\$ 3.1419	\$ 2.6981		\$ 3.6230	\$ 0.1963	1.75
Peeled Knuckle	+++	+++	+++	\$ 2.7225		\$ 3.6558	\$ -0.0958	0.82
Gooseneck	+++	+++	n/a	\$ 2.0055		\$ 2.6930	\$ -0.2564	0.01







Thin Meats (AAA/AA)

	<u>C\$</u>	<u>C\$(Last Wk)</u>	<u>C\$(Last Yr)</u>	<u>US\$</u>		<u>In C\$</u>	<u>Cdn-US Diff\$</u>	<u>Cdn Loads</u>
Chuck Tender	\$ 3.2565	\$ 3.2436	\$ 2.6858	\$ 2.5531		\$ 3.4283	\$ -0.1718	3.83
Briskets 120	\$ 3.5559	\$ 3.4853	\$ 3.3086	\$ 2.7622		\$ 3.7091	\$ -0.1532	3.90
Bone-in Chuck Shortrib	\$ 4.5833	\$ 4.5695	\$ 4.5342	\$ 3.4222		\$ 4.5953	\$ -0.0120	3.10
Flat Iron	\$ 4.8031	\$ 4.4040	\$ 4.2306					0.73
Blademeat	\$ 4.2248	\$ 4.2716	\$ 3.3545	\$ 3.0897		\$ 4.1488	\$ 0.0760	2.28
Bone-in Shortrib	+++	+++	+++	\$ 5.1205		\$ 6.8758	\$ -0.1358	0.13
Outside Skirt	+++	+++	+++	\$ 7.7964		\$ 10.4690	\$ -0.3090	0.50
Inside Skirt	+++	+++	+++	\$ 4.6804		\$ 6.2848	\$ -0.2748	0.01
Flapmeat	+++	+++	+++	\$ 5.1501		\$ 6.9156	\$ 0.2544	0.05
Ball Tips	+++	+++	+++	\$ 2.6541		\$ 3.5639	\$ 0.0001	0.01
Tri Tips	+++	+++	+++	\$ 4.3678		\$ 5.8651	\$ 0.0001	0.03
Flank Steak	\$ 6.8324	\$ 6.7288	\$ 7.1513	\$ 5.1259		\$ 6.8831	\$ -0.0507	0.30
Pectoral Muscle	\$ 4.3383	\$ 4.3626	\$ 3.3306	\$ 3.3025		\$ 4.4346	\$ -0.0963	2.61
Lointails	+++	n/a	+++					1.92

Trim (AAA & AA) (Fed)

	<u>C\$</u>	<u>C\$(Last Wk)</u>	<u>C\$(Last Yr)</u>	<u>US\$</u>		<u>In C\$</u>	<u>Cdn-US Diff\$</u>	<u>Cdn Loads</u>
Fresh 50% Lean Trimmings	\$ 1.0527	\$ 1.0353	\$ 1.0297	\$ 0.8171		\$ 1.0972	\$ -0.0445	30.18
Fresh 65% Lean Trimmings	\$ 1.7578	\$ 1.7384	\$ 1.8201	\$ 1.1215		\$ 1.5060	\$ 0.2518	8.11
Fresh 75% Lean Trimmings	+++	+++	+++					2.07
Fresh 81% Lean Trimmings	+++	+++	+++	\$ 1.8406		\$ 2.4716	\$ 0.0366	2.07
Fresh 85% Lean Trimmings	\$ 2.6713	\$ 2.6476	\$ 2.6205	\$ 1.9458		\$ 2.6128	\$ 0.0585	18.67
Shankmeat	\$ 2.6713	\$ 2.6476	\$ 2.6205					0.01

Ground Beef

	<u>C\$</u>	<u>C\$(Last Wk)</u>	<u>C\$(Last Yr)</u>	<u>US\$</u>		<u>In C\$</u>	<u>Cdn-US Diff\$</u>	<u>Cdn Loads</u>
Extra Lean Ground Beef	+++	+++	+++					8.53
Lean Ground Beef	+++	+++	+++					0.54
Medium Ground Beef	+++	+++	n/a					0.14
Regular Ground Beef	+++	+++	+++					2.61
Ground Chuck	+++	+++	+++					0.01
Ground Sirloin	+++	+++	+++	\$ 3.0624		\$ 4.1122	\$ 0.0001	0.01

+++ This is suppressed data that is used in the primal and cutout calculation.

Canfax tries to provide quality information, but we make no claims, promises, or guarantees about the accuracy, completeness or adequacy of the information. Canfax does not guarantee, and accepts no legal liability arising from or connected to, the accuracy, reliability or completeness of any material contained in our publications.