

Canadian Boxed Beef Prices

The data used in the Canadian Boxed Beef Report is provided by the Agriculture and Agri-Food Canada (AAFC). It is based on negotiated prices and volume of boxed beef cuts and on average industry cutting yields. Values reflect CDN dollars per pound.

Week ending: Friday, September 13, 2019








































Exchange Rate: 1.3205

	Canadian AAA			Canadian AA/A		
	This Week	Last Week	Last Year	This Week	Last Week	Last Year
CHUCK	\$ 2.2009	\$ 2.3385	\$ 2.2168	\$ 2.1101	\$ 2.2094	\$ 2.1397
RIB	\$ 4.8552	\$ 4.7463	\$ 4.4308	\$ 3.5559	\$ 3.6434	\$ 4.0762
LOIN	\$ 3.8632	\$ 3.9144	\$ 3.3991	\$ 3.1470	\$ 3.2011	\$ 3.2145
ROUND	\$ 2.3575	\$ 2.3644	\$ 2.0661	\$ 2.3176	\$ 2.3731	\$ 2.0630
BRISKET	\$ 2.3592	\$ 2.4258	\$ 2.1386	\$ 2.3592	\$ 2.4258	\$ 2.1386
SHORT PLATE	\$ 1.9741	\$ 2.1586	\$ 1.9515	\$ 1.9741	\$ 2.1586	\$ 1.9515
FLANK	\$ 1.4415	\$ 1.5514	\$ 1.4979	\$ 1.4415	\$ 1.5514	\$ 1.4979















	USDA Choice	Canadian AAA			USDA Select	Canadian AA		
	This Week (CDN\$)	This Week	Last Week	Last Year	This Week (CDN\$)	This Week	Last Week	Last Year
Carcass Cutout	\$ 2.9396	\$ 2.8582	\$ 2.9190	\$ 2.6401	\$ 2.6370	\$ 2.5219	\$ 2.6053	\$ 2.5369
Load Count Totals		262.76	198.61	261.82				

AAA Product







	C\$	C\$(Last Wk)	C\$(Last Yr)	US\$	In C\$	Cdn-US Diff\$	Cdn Loads
Quebec Spec	n/a	n/a	n/a				
Semi-Boneless	+++	+++	+++	\$ 2.3786	\$ 3.1409	\$ 0.6691	0.31
Short Cut shoulder clod	+++	+++	+++	\$ 2.1623	\$ 2.8553	\$ -0.0853	0.01
Clod Heart	n/a	n/a	n/a	\$ 2.9804	\$ 3.9356		
Clod Tender	+++	+++	+++	\$ 3.7305	\$ 4.9261	\$ -0.3661	0.11
2 Piece Boneless Chuck	n/a	n/a	n/a				
Chuck Roll	+++	+++	+++	\$ 2.7911	\$ 3.6856	\$ -0.1264	11.26
Chuck Roll 0x0	n/a	n/a	n/a				
Oven Ready Rib	+++	+++	+++				0.02
Bone-in Lipon Ribeye 17 up	n/a	n/a	n/a	\$ 6.7432	\$ 8.9044		
Bone-in Lipon Ribeye 17 dn	+++	+++	+++	\$ 6.7432	\$ 8.9044	\$ 0.6656	1.22
Boneless Lipon Ribeye 14 up	+++	+++	+++	\$ 7.8127	\$ 10.3167	\$ 1.0833	0.48
Boneless Lipon Ribeye 14 dn	n/a	n/a	n/a	\$ 7.7730	\$ 10.2642		
Back Ribs	n/a	n/a	+++	\$ 1.3769	\$ 1.8182		
Short Loin 1x0	\$ 7.6825	\$ 8.6327	\$ 6.7680	\$ 5.2408	\$ 6.9205	\$ 0.7620	0.59
Striploin 0x1 13up	\$ 9.1835	\$ 8.8798	\$ 6.7589	\$ 6.6682	\$ 8.8054	\$ 0.3781	10.70
Striploin 0x1 13dn	n/a	n/a	n/a	\$ 6.6682	\$ 8.8054		

Top Butt 13up	\$ 4.1742	\$ 4.2823	\$ 3.8966	\$ 2.9086		\$ 3.8408	\$ 0.3334	5.02
Top Butt 13dn	n/a	n/a	n/a	\$ 2.9086		\$ 3.8408		
PSMO Tenderloin	\$ 13.1808	\$ 13.2401	\$ 12.1475	\$ 9.7417		\$ 12.8639	\$ 0.3169	4.36
Butt Tenderloin	\$ 12.1191	\$ 12.5710	\$ 11.4731	\$ 9.4876		\$ 12.5284	\$ -0.4093	0.08
Boneless Round	n/a	n/a	n/a					
Inside Round 1"	n/a	n/a	n/a	\$ 2.1494		\$ 2.8383		
Inside Round	\$ 3.0807	\$ 3.0523	\$ 2.8240	\$ 2.2262		\$ 2.9397	\$ 0.1410	6.90
Outside Flat	\$ 3.2667	\$ 3.3680	\$ 2.6978	\$ 2.5066		\$ 3.3100	\$ -0.0433	4.18
Eye of round	\$ 3.5818	\$ 3.4334	\$ 3.0038	\$ 2.5604		\$ 3.3810	\$ 0.2008	5.80
Peeled Knuckle	+++	+++	+++	\$ 2.6261		\$ 3.4678	\$ 0.0022	6.57
Gooseneck	n/a	n/a	n/a	\$ 2.3563		\$ 3.1115		
AA Product								
	<u>C\$</u>	<u>C\$(Last Wk)</u>	<u>C\$(Last Yr)</u>	<u>US\$</u>		<u>In C\$</u>	<u>Cdn-US Diff\$</u>	<u>Cdn Loads</u>
Quebec Spec	n/a	n/a	n/a					
Semi-Boneless	n/a	n/a	n/a	\$ 2.2892		\$ 3.0229		
Short Cut shoulder clod	+++	+++	+++	\$ 2.1708		\$ 2.8665	\$ -0.0965	0.63
Clod Heart	n/a	n/a	n/a					
Clod Tender	+++	+++	+++	\$ 3.4304		\$ 4.5298	\$ -1.2698	0.08
2 Piece Boneless Chuck	n/a	n/a	n/a					
Chuck Roll	+++	+++	+++	\$ 2.5647		\$ 3.3867	\$ -0.1571	0.78
Chuck Roll 0x0	n/a	n/a	n/a					
Oven Ready Rib	n/a	+++	+++					
Bone-in Lipon Ribeye 17 up	+++	+++	+++	\$ 4.4547		\$ 5.8824	\$ 0.3132	4.91
Bone-in Lipon Ribeye 17 dn	+++	+++	+++	\$ 4.4547		\$ 5.8824	\$ 0.1880	7.95
Boneless Lipon Ribeye 14 up	+++	+++	+++	\$ 5.4200		\$ 7.1571	\$ 0.0078	1.68
Boneless Lipon Ribeye 14 dn	n/a	n/a	n/a	\$ 5.2512		\$ 6.9342		
Back Ribs	+++	+++	+++	\$ 1.3769		\$ 1.8182	\$ 1.7278	0.12
Short Loin 1x0	\$ 5.8643	\$ 5.7603	\$ 5.7786	\$ 3.9412		\$ 5.2044	\$ 0.6599	2.48
Striploin 0x1 13up	\$ 5.6702	\$ 5.8403	\$ 5.9568	\$ 4.5546		\$ 6.0143	\$ -0.3441	6.94
Striploin 0x1 13dn	n/a	n/a	n/a	\$ 4.5546		\$ 6.0143		
Top Butt 13up	\$ 3.7890	\$ 3.7041	\$ 3.8471	\$ 2.8767		\$ 3.7987	\$ -0.0097	20.10
Top Butt 13dn	n/a	n/a	n/a	\$ 2.8767		\$ 3.7987		
PSMO Tenderloin	\$ 9.8155	\$ 10.7046	\$ 11.5639	\$ 8.7475		\$ 11.5511	\$ -1.7356	1.21
Butt Tenderloin	\$ 11.0621	\$ 11.2587	\$ 11.3679	\$ 7.9212		\$ 10.4599	\$ 0.6022	0.35
Boneless Round	n/a	n/a	n/a					
Inside Round 1"	n/a	n/a	n/a	\$ 2.1670		\$ 2.8615		
Inside Round	\$ 3.0822	\$ 3.2020	\$ 2.7944	\$ 2.1914		\$ 2.8937	\$ 0.1885	26.09
Outside Flat	\$ 3.1643	\$ 3.3019	\$ 2.6472	\$ 2.4767		\$ 3.2705	\$ -0.1062	10.86
Eye of round	\$ 3.4209	\$ 3.2901	\$ 3.0593	\$ 2.4894		\$ 3.2873	\$ 0.1336	3.83
Peeled Knuckle	+++	+++	+++	\$ 2.5603		\$ 3.3809	\$ -0.0309	5.42
Gooseneck	+++	+++	n/a	\$ 2.0278		\$ 2.6777	\$ -0.2411	0.01







Thin Meats (AAA/AA)

	<u>C\$</u>	<u>C\$(Last Wk)</u>	<u>C\$(Last Yr)</u>	<u>US\$</u>		<u>In C\$</u>	<u>Cdn-US Diff\$</u>	<u>Cdn Loads</u>
Chuck Tender	\$ 3.0134	\$ 3.0909	\$ 2.7870	\$ 2.3094		\$ 3.0496	\$ -0.0362	5.51
Briskets 120	\$ 3.4088	\$ 3.4779	\$ 3.0815	\$ 2.4562		\$ 3.2434	\$ 0.1654	4.56
Bone-in Chuck Shortrib	\$ 4.0718	\$ 4.0599	\$ 4.9254	\$ 2.9002		\$ 3.8297	\$ 0.2421	4.08
Flat Iron	\$ 3.5449	\$ 3.7094	\$ 3.8976					1.47
Blademeat	\$ 3.3219	\$ 3.2998	\$ 3.6490	\$ 2.4526		\$ 3.2387	\$ 0.0832	4.74
Bone-in Shortrib	+++	+++	+++	\$ 4.8171		\$ 6.3610	\$ 0.4290	0.22
Outside Skirt	+++	+++	+++	\$ 6.2221		\$ 8.2163	\$ -1.5963	0.04
Inside Skirt	+++	+++	+++	\$ 4.2547		\$ 5.6183	\$ 0.2517	0.01
Flapmeat	+++	+++	+++	\$ 4.7665		\$ 6.2942	\$ 0.6558	0.05
Ball Tips	+++	+++	+++	\$ 2.1808		\$ 2.8797	\$ 0.0000	0.01
Tri Tips	+++	+++	+++	\$ 3.1549		\$ 4.1660	\$ 0.0000	0.03
Flank Steak	\$ 6.2910	\$ 6.5889	\$ 6.7899	\$ 4.7858		\$ 6.3196	\$ -0.0286	1.54
Pectoral Muscle	\$ 3.2881	\$ 3.3213	\$ 3.6242	\$ 2.4398		\$ 3.2218	\$ 0.0663	3.77
Lointails	+++	+++	+++					2.28

Trim (AAA & AA) (Fed)

	<u>C\$</u>	<u>C\$(Last Wk)</u>	<u>C\$(Last Yr)</u>	<u>US\$</u>		<u>In C\$</u>	<u>Cdn-US Diff\$</u>	<u>Cdn Loads</u>
Fresh 50% Lean Trimmings	\$ 1.0521	\$ 1.2735	\$ 1.0273	\$ 0.8053		\$ 1.0634	\$ -0.0113	35.64
Fresh 65% Lean Trimmings	\$ 1.8321	\$ 1.9100	\$ 1.5135	\$ 1.2651		\$ 1.6706	\$ 0.1615	20.09
Fresh 75% Lean Trimmings	+++	+++	+++					0.01
Fresh 81% Lean Trimmings	+++	+++	+++					3.54
Fresh 85% Lean Trimmings	\$ 2.7336	\$ 2.7844	\$ 2.3763	\$ 2.0142		\$ 2.6598	\$ 0.0738	13.78
Shankmeat	\$ 2.7336	\$ 2.7844	\$ 2.3763					0.01

Ground Beef

	<u>C\$</u>	<u>C\$(Last Wk)</u>	<u>C\$(Last Yr)</u>	<u>US\$</u>		<u>In C\$</u>	<u>Cdn-US Diff\$</u>	<u>Cdn Loads</u>
Extra Lean Ground Beef	+++	+++	+++					5.75
Lean Ground Beef	+++	+++	+++					1.30
Medium Ground Beef	+++	+++	+++					0.16
Regular Ground Beef	+++	+++	+++					3.12
Ground Chuck	+++	+++	+++	\$ 2.1699		\$ 2.8654	\$ -0.0001	0.01
Ground Sirloin	+++	+++	+++	\$ 3.1786		\$ 4.1973	\$ 0.0000	0.01

+++ This is suppressed data that is used in the primal and cutout calculation.

Canfax tries to provide quality information, but we make no claims, promises, or guarantees about the accuracy, completeness or adequacy of the information. Canfax does not guarantee, and accepts no legal liability arising from or connected to, the accuracy, reliability or completeness of any material contained in our publications.