



Canadian Boxed Beef Prices

The data used in the Canadian Boxed Beef Report is provided by the Agriculture and Agri-Food Canada (AAFC). It is based on negotiated prices and volume of boxed beef cuts and on average industry cutting yields. Values reflect CDN dollars per pound.

Week ending: Friday, September 7, 2018








































Exchange Rate: 1.3187

	Canadian AAA			Canadian AA/A		
	This Week	Last Week	Last Year	This Week	Last Week	Last Year
CHUCK	\$ 2.2792	\$ 2.2921	\$ 2.0480	\$ 2.1839	\$ 2.1914	\$ 2.0480
RIB	\$ 4.4062	\$ 4.4129	\$ 3.7427	\$ 3.9908	\$ 4.1370	\$ 3.4284
LOIN	\$ 3.3211	\$ 3.4243	\$ 3.0547	\$ 3.1582	\$ 3.2530	\$ 2.9752
ROUND	\$ 2.0749	\$ 2.0799	\$ 2.1089	\$ 2.0656	\$ 2.0884	\$ 2.1000
BRISKET	\$ 2.1551	\$ 2.0503	\$ 1.7241	\$ 2.1551	\$ 2.0503	\$ 1.7241
SHORT PLATE	\$ 1.9605	\$ 2.0120	\$ 1.7535	\$ 1.9605	\$ 2.0120	\$ 1.7535
FLANK	\$ 1.5432	\$ 1.5428	\$ 1.2093	\$ 1.5432	\$ 1.5428	\$ 1.2093














	USDA Choice	Canadian AAA			USDA Select	Canadian AA		
	This Week (CDN\$)	This Week	Last Week	Last Year	This Week (CDN\$)	This Week	Last Week	Last Year
Carcass Cutout	\$ 2.7578	\$ 2.6442	\$ 2.6703	\$ 2.4047	\$ 2.6309	\$ 2.5319	\$ 2.5745	\$ 2.3499
Load Count Totals		211.82	250.95	279.54				

AAA Product







	C\$	C\$(Last Wk)	C\$(Last Yr)	US\$	In C\$	Cdn-US Diff\$	Cdn Loads
Quebec Spec	n/a	n/a	+++				
Semi-Boneless	+++	+++	+++	\$ 2.2063	\$ 2.9094	\$ 0.4006	0.24
Short Cut shoulder clod	+++	+++	\$ 2.7088	\$ 2.1230	\$ 2.7996	\$ 0.2104	0.10
Clod Heart	n/a	n/a	n/a	\$ 2.3852	\$ 3.1454		
Clod Tender	+++	+++	\$ 4.6991	\$ 3.6924	\$ 4.8692	\$ 0.2108	0.01
2 Piece Boneless Chuck	n/a	n/a	n/a				
Chuck Roll	+++	+++	+++	\$ 2.8955	\$ 3.8183	\$ 0.0592	1.64
Chuck Roll 0x0	n/a	n/a	+++				
Oven Ready Rib	+++	+++	+++				0.16
Bone-in Lipon Ribeye 17 up	n/a	n/a	+++	\$ 6.7261	\$ 8.8697		
Bone-in Lipon Ribeye 17 dn	+++	+++	+++	\$ 6.7261	\$ 8.8697	\$ -0.7297	7.07
Boneless Lipon Ribeye 14 up	+++	+++	+++	\$ 7.5901	\$ 10.0091	\$ -0.6591	0.11
Boneless Lipon Ribeye 14 dn	n/a	n/a	+++	\$ 7.5249	\$ 9.9231		
Back Ribs	+++	+++	+++	\$ 1.2257	\$ 1.6163	\$ 1.6566	0.03
Short Loin 1x0	\$ 6.7175	\$ 6.8482	\$ 6.0432	\$ 4.8928	\$ 6.4521	\$ 0.2654	0.33
Striploin 0x1 13up	\$ 6.4853	\$ 6.6706	\$ 6.0441	\$ 5.5798	\$ 7.3581	\$ -0.8728	11.81
Striploin 0x1 13dn	n/a	n/a	\$ 6.0441	\$ 5.5798	\$ 7.3581		

Top Butt 13up	\$ 3.8360	\$ 3.9887	\$ 3.6760	\$ 2.9478		\$ 3.8873	\$ -0.0513	6.56
Top Butt 13dn	n/a	n/a	\$ 3.6760	\$ 2.9478		\$ 3.8873		
PSMO Tenderloin	\$ 11.9811	\$ 11.8658	\$ 11.4395	\$ 9.2335		\$ 12.1762	\$ -0.1951	4.24
Butt Tenderloin	\$ 11.5041	\$ 11.3175	\$ 10.5908	\$ 8.2640		\$ 10.8977	\$ 0.6064	0.09
Boneless Round	n/a	n/a	n/a	\$ 2.1247		\$ 2.8018		
Inside Round 1"	n/a	n/a	+++	\$ 1.9718		\$ 2.6002		
Inside Round	\$ 2.8206	\$ 2.7690	\$ 2.6967	\$ 2.0426		\$ 2.6936	\$ 0.1270	4.08
Outside Flat	\$ 2.6569	\$ 2.6369	\$ 2.7500	\$ 2.0092		\$ 2.6495	\$ 0.0074	4.44
Eye of round	\$ 2.9652	\$ 2.9446	\$ 2.9764	\$ 2.2399		\$ 2.9538	\$ 0.0114	5.46
Peeled Knuckle	+++	+++	+++	\$ 2.2270		\$ 2.9367	\$ 0.0733	8.33
Gooseneck	n/a	n/a	+++	\$ 1.9043		\$ 2.5112		
AA Product								
	<u>C\$</u>	<u>C\$(Last Wk)</u>	<u>C\$(Last Yr)</u>	<u>US\$</u>		<u>In C\$</u>	<u>Cdn-US Diff\$</u>	<u>Cdn Loads</u>
Quebec Spec	n/a	n/a	+++					
Semi-Boneless	n/a	n/a	+++	\$ 2.1744		\$ 2.8674		
Short Cut shoulder clod	+++	+++	\$ 2.7088	\$ 2.1363		\$ 2.8171	\$ 0.1534	4.07
Clod Heart	n/a	n/a	n/a					
Clod Tender	+++	+++	\$ 4.6991	\$ 3.1565		\$ 4.1625	\$ -0.6825	0.16
2 Piece Boneless Chuck	n/a	n/a	n/a					
Chuck Roll	+++	+++	+++	\$ 2.7684		\$ 3.6507	\$ 0.0296	0.45
Chuck Roll 0x0	n/a	n/a	+++					
Oven Ready Rib	n/a	+++	+++					
Bone-in Lipon Ribeye 17 up	+++	+++	+++	\$ 6.0065		\$ 7.9208	\$ -0.1658	0.97
Bone-in Lipon Ribeye 17 dn	+++	+++	+++	\$ 6.0065		\$ 7.9208	\$ -1.0194	4.46
Boneless Lipon Ribeye 14 up	+++	+++	+++	\$ 7.0941		\$ 9.3550	\$ -0.4439	0.38
Boneless Lipon Ribeye 14 dn	n/a	n/a	+++	\$ 7.0216		\$ 9.2594		
Back Ribs	+++	+++	+++	\$ 1.2257		\$ 1.6163	\$ 1.6566	0.06
Short Loin 1x0	\$ 5.9637	\$ 5.8398	\$ 5.3118	\$ 4.3798		\$ 5.7756	\$ 0.1881	2.74
Striploin 0x1 13up	\$ 5.6738	\$ 6.0288	\$ 5.6066	\$ 4.1633		\$ 5.4901	\$ 0.1837	4.41
Striploin 0x1 13dn	n/a	n/a	\$ 5.6066	\$ 4.1633		\$ 5.4901		
Top Butt 13up	\$ 3.8398	\$ 3.9483	\$ 3.8230	\$ 2.8895		\$ 3.8104	\$ 0.0294	3.63
Top Butt 13dn	n/a	n/a	\$ 3.8230	\$ 2.8895		\$ 3.8104		
PSMO Tenderloin	\$ 11.1781	\$ 10.9803	\$ 11.5146	\$ 8.9608		\$ 11.8166	\$ -0.6385	2.19
Butt Tenderloin	\$ 11.1561	\$ 11.1405	\$ 10.6462	\$ 8.1554		\$ 10.7545	\$ 0.4016	0.22
Boneless Round	n/a	n/a	n/a	\$ 2.4869		\$ 3.2795		
Inside Round 1"	n/a	n/a	+++	\$ 2.0145		\$ 2.6565		
Inside Round	\$ 2.7729	\$ 2.7720	\$ 2.6006	\$ 2.0605		\$ 2.7172	\$ 0.0557	20.36
Outside Flat	\$ 2.6337	\$ 2.6705	\$ 2.7476	\$ 1.9854		\$ 2.6181	\$ 0.0156	8.37
Eye of round	\$ 3.0114	\$ 2.9307	\$ 3.0188	\$ 2.2136		\$ 2.9191	\$ 0.0923	2.71
Peeled Knuckle	+++	+++	+++	\$ 2.2298		\$ 2.9404	\$ 0.0996	1.94
Gooseneck	n/a	n/a	+++	\$ 1.8099		\$ 2.3867		







Thin Meats (AAA/AA)

	<u>C\$</u>	<u>C\$(Last Wk)</u>	<u>C\$(Last Yr)</u>	<u>US\$</u>		<u>In C\$</u>	<u>Cdn-US Diff\$</u>	<u>Cdn Loads</u>
Chuck Tender	\$ 2.8049	\$ 2.7573	\$ 2.8530	\$ 2.1519		\$ 2.8377	\$ -0.0328	1.92
Briskets 120	+++	\$ 2.9256	+++	\$ 2.4704		\$ 3.2577	\$ -0.1558	2.74
Bone-in Chuck Shortrib	\$ 5.1162	\$ 5.1229	\$ 4.0699	\$ 3.6367		\$ 4.7957	\$ 0.3205	3.64
Flat Iron	\$ 4.7831	\$ 4.7780	\$ 3.7224					1.19
Blademeat	\$ 3.6723	\$ 3.6310	\$ 3.2015	\$ 2.7831		\$ 3.6701	\$ 0.0022	4.35
Bone-in Shortrib	+++	+++	+++	\$ 5.1677		\$ 6.8146	\$ 0.2854	0.01
Outside Skirt	+++	+++	+++	\$ 6.2835		\$ 8.2861	\$ -1.5861	0.01
Inside Skirt	+++	+++	+++	\$ 4.3342		\$ 5.7155	\$ 0.4745	0.01
Flapmeat	+++	+++	+++	\$ 5.2069		\$ 6.8663	\$ 0.7937	0.10
Ball Tips	+++	\$ 3.4372	+++	\$ 2.4674		\$ 3.2538	\$ -0.0199	0.01
Tri Tips	+++	+++	+++					0.02
Flank Steak	\$ 7.0165	\$ 6.9080	\$ 5.0547	\$ 5.4148		\$ 7.1405	\$ -0.1240	1.04
Pectoral Muscle	\$ 3.6062	\$ 3.5858	\$ 3.1387	\$ 2.7788		\$ 3.6644	\$ -0.0582	4.08
Lointails	n/a	+++	+++					

Trim (AAA & AA) (Fed)

	<u>C\$</u>	<u>C\$(Last Wk)</u>	<u>C\$(Last Yr)</u>	<u>US\$</u>		<u>In C\$</u>	<u>Cdn-US Diff\$</u>	<u>Cdn Loads</u>
Fresh 50% Lean Trimmings	\$ 1.0634	\$ 1.0999	\$ 0.9985	\$ 0.6230		\$ 0.8216	\$ 0.2418	28.14
Fresh 65% Lean Trimmings	\$ 1.4896	\$ 1.7019	\$ 1.7956	\$ 1.1095		\$ 1.4631	\$ 0.0265	13.81
Fresh 75% Lean Trimmings	+++	+++	+++					0.01
Fresh 81% Lean Trimmings	+++	+++	+++	\$ 1.6600		\$ 2.1890	\$ 0.2121	0.01
Fresh 85% Lean Trimmings	\$ 2.4183	\$ 2.4310	\$ 2.5907	\$ 1.6901		\$ 2.2287	\$ 0.1896	21.90
Shankmeat	\$ 2.4183	\$ 2.4310	\$ 2.5907					0.01

Ground Beef

	<u>C\$</u>	<u>C\$(Last Wk)</u>	<u>C\$(Last Yr)</u>	<u>US\$</u>		<u>In C\$</u>	<u>Cdn-US Diff\$</u>	<u>Cdn Loads</u>
Extra Lean Ground Beef	+++	+++	+++					9.95
Lean Ground Beef	+++	+++	+++					0.13
Medium Ground Beef	+++	+++	+++					3.18
Regular Ground Beef	+++	+++	+++					3.68
Ground Chuck	+++	+++	+++	\$ 1.9817		\$ 2.6133	\$ 0.0000	0.01
Ground Sirloin	+++	+++	+++	\$ 3.0117		\$ 3.9715	\$ 0.0001	0.01

+++ This is suppressed data that is used in the primal and cutout calculation.

Canfax tries to provide quality information, but we make no claims, promises, or guarantees about the accuracy, completeness or adequacy of the information. Canfax does not guarantee, and accepts no legal liability arising from or connected to, the accuracy, reliability or completeness of any material contained in our publications.