



Canadian Boxed Beef Prices

The data used in the Canadian Boxed Beef Report is provided by the Agriculture and Agri-Food Canada (AAFC). It is based on negotiated prices and volume of boxed beef cuts and on average industry cutting yields. Values reflect CDN dollars per pound.

Week ending: Friday, August 30, 2019








































Exchange Rate: 1.3296

	Canadian AAA			Canadian AA/A		
	This Week	Last Week	Last Year	This Week	Last Week	Last Year
CHUCK	\$ 2.3459	\$ 2.3548	\$ 2.2921	\$ 2.2499	\$ 2.2290	\$ 2.1914
RIB	\$ 4.5478	\$ 4.7572	\$ 4.4129	\$ 3.7063	\$ 3.7450	\$ 4.1370
LOIN	\$ 3.9248	\$ 3.8849	\$ 3.4243	\$ 3.2890	\$ 3.3407	\$ 3.2530
ROUND	\$ 2.3340	\$ 2.2547	\$ 2.0799	\$ 2.3124	\$ 2.3119	\$ 2.0884
BRISKET	\$ 2.3496	\$ 2.3956	\$ 2.0503	\$ 2.3496	\$ 2.3956	\$ 2.0503
SHORT PLATE	\$ 2.2154	\$ 2.2055	\$ 2.0120	\$ 2.2154	\$ 2.2055	\$ 2.0120
FLANK	\$ 1.5044	\$ 1.4538	\$ 1.5428	\$ 1.5044	\$ 1.4538	\$ 1.5428

	USDA Choice	Canadian AAA			USDA Select	Canadian AA		
	This Week (CDN\$)	This Week	Last Week	Last Year	This Week (CDN\$)	This Week	Last Week	Last Year
Carcass Cutout	\$ 3.1159	\$ 2.8927	\$ 2.8929	\$ 2.6703	\$ 2.8168	\$ 2.6283	\$ 2.6373	\$ 2.5745
Load Count Totals		212.42	225.98	250.95				

AAA Product







	C\$	C\$(Last Wk)	C\$(Last Yr)	US\$	In C\$	Cdn-US Diff\$	Cdn Loads
Quebec Spec	n/a	n/a	n/a				
Semi-Boneless	+++	+++	+++	\$ 2.3153	\$ 3.0784	\$ 0.8216	0.22
Short Cut shoulder clod	+++	+++	+++	\$ 2.2037	\$ 2.9300	\$ 0.0000	0.01
Clod Heart	n/a	n/a	n/a	\$ 2.8110	\$ 3.7375		
Clod Tender	+++	+++	+++	\$ 3.9737	\$ 5.2834	\$ -0.3734	0.05
2 Piece Boneless Chuck	n/a	n/a	n/a				
Chuck Roll	+++	+++	+++	\$ 2.8987	\$ 3.8541	\$ -0.0001	4.13
Chuck Roll 0x0	n/a	n/a	n/a				
Oven Ready Rib	n/a	+++	+++				
Bone-in Lipon Ribeye 17 up	n/a	n/a	n/a	\$ 7.0721	\$ 9.4031		
Bone-in Lipon Ribeye 17 dn	+++	+++	+++	\$ 7.0721	\$ 9.4031	\$ -0.7331	4.38
Boneless Lipon Ribeye 14 up	+++	+++	+++	\$ 8.7977	\$ 11.6974	\$ -1.5574	0.12
Boneless Lipon Ribeye 14 dn	n/a	n/a	n/a	\$ 8.2944	\$ 11.0282		
Back Ribs	n/a	n/a	+++	\$ 1.3628	\$ 1.8120		
Short Loin 1x0	\$ 7.9818	\$ 7.9998	\$ 6.8482	\$ 5.7240	\$ 7.6106	\$ 0.3712	0.76
Striploin 0x1 13up	\$ 8.7089	\$ 8.3301	\$ 6.6706	\$ 7.8450	\$ 10.4307	\$ -1.7218	9.74
Striploin 0x1 13dn	n/a	n/a	n/a	\$ 7.8450	\$ 10.4307		

Top Butt 13up	\$ 4.0929	\$ 4.3841	\$ 3.9887	\$ 3.0108		\$ 4.0032	\$ 0.0897	3.89
Top Butt 13dn	n/a	n/a	n/a	\$ 3.0108		\$ 4.0032		
PSMO Tenderloin	\$ 13.0758	\$ 12.9706	\$ 11.8658	\$ 10.0142		\$ 13.3149	\$ -0.2391	4.82
Butt Tenderloin	\$ 12.2413	\$ 12.4791	\$ 11.3175	\$ 9.4318		\$ 12.5405	\$ -0.2992	0.05
Boneless Round	n/a	n/a	n/a					
Inside Round 1"	n/a	n/a	n/a	\$ 2.2231		\$ 2.9558		
Inside Round	\$ 3.0645	\$ 3.0081	\$ 2.7690	\$ 2.3786		\$ 3.1626	\$ -0.0981	11.20
Outside Flat	\$ 3.2906	\$ 3.0885	\$ 2.6369	\$ 2.5352		\$ 3.3708	\$ -0.0802	5.75
Eye of round	\$ 3.5573	\$ 3.4090	\$ 2.9446	\$ 2.5725		\$ 3.4204	\$ 0.1369	5.01
Peeled Knuckle	+++	+++	+++	\$ 2.6087		\$ 3.4685	\$ -0.1385	3.80
Gooseneck	n/a	n/a	n/a	\$ 2.3330		\$ 3.1020		
AA Product								
	<u>C\$</u>	<u>C\$(Last Wk)</u>	<u>C\$(Last Yr)</u>	<u>US\$</u>		<u>In C\$</u>	<u>Cdn-US Diff\$</u>	<u>Cdn Loads</u>
Quebec Spec	n/a	n/a	n/a					
Semi-Boneless	n/a	n/a	n/a	\$ 2.2606		\$ 3.0057		
Short Cut shoulder clod	+++	+++	+++	\$ 2.2310		\$ 2.9663	\$ -0.0363	0.04
Clod Heart	n/a	n/a	n/a					
Clod Tender	+++	+++	+++	\$ 3.3934		\$ 4.5119	\$ 0.4281	0.03
2 Piece Boneless Chuck	n/a	n/a	n/a					
Chuck Roll	+++	+++	+++	\$ 2.7187		\$ 3.6148	\$ -0.0930	0.82
Chuck Roll 0x0	n/a	n/a	n/a					
Oven Ready Rib	n/a	n/a	+++					
Bone-in Lipon Ribeye 17 up	+++	+++	+++	\$ 5.2769		\$ 7.0162	\$ -0.5706	1.98
Bone-in Lipon Ribeye 17 dn	+++	+++	+++	\$ 5.2769		\$ 7.0162	\$ -0.5260	3.52
Boneless Lipon Ribeye 14 up	+++	+++	+++	\$ 6.2806		\$ 8.3507	\$ -0.7933	0.47
Boneless Lipon Ribeye 14 dn	n/a	n/a	n/a	\$ 6.1383		\$ 8.1615		
Back Ribs	+++	+++	+++	\$ 1.3628		\$ 1.8120	\$ 1.7630	0.01
Short Loin 1x0	\$ 5.9315	\$ 5.9544	\$ 5.8398	\$ 4.8195		\$ 6.4080	\$ -0.4765	4.86
Striploin 0x1 13up	\$ 5.7699	\$ 6.1813	\$ 6.0288	\$ 5.1120		\$ 6.7969	\$ -1.0270	4.27
Striploin 0x1 13dn	n/a	n/a	n/a	\$ 5.1120		\$ 6.7969		
Top Butt 13up	\$ 3.6652	\$ 3.7200	\$ 3.9483	\$ 2.9639		\$ 3.9408	\$ -0.2756	3.47
Top Butt 13dn	n/a	n/a	n/a	\$ 2.9639		\$ 3.9408		
PSMO Tenderloin	\$ 10.5447	\$ 10.9241	\$ 10.9803	\$ 8.6264		\$ 11.4697	\$ -0.9250	2.51
Butt Tenderloin	\$ 11.2040	\$ 11.1801	\$ 11.1405	\$ 7.8622		\$ 10.4536	\$ 0.7504	0.60
Boneless Round	n/a	n/a	n/a					
Inside Round 1"	n/a	n/a	n/a	\$ 2.4320		\$ 3.2336		
Inside Round	\$ 3.1289	\$ 3.2406	\$ 2.7720	\$ 2.3343		\$ 3.1037	\$ 0.0252	17.75
Outside Flat	\$ 3.1373	\$ 3.1719	\$ 2.6705	\$ 2.5069		\$ 3.3332	\$ -0.1959	10.10
Eye of round	\$ 3.3099	\$ 3.2252	\$ 2.9307	\$ 2.5288		\$ 3.3623	\$ -0.0524	3.24
Peeled Knuckle	+++	+++	+++	\$ 2.5646		\$ 3.4099	\$ -0.0499	1.98
Gooseneck	+++	+++	n/a	\$ 2.1375		\$ 2.8420	\$ -0.4054	0.01







Thin Meats (AAA/AA)

	<u>C\$</u>	<u>C\$(Last Wk)</u>	<u>C\$(Last Yr)</u>	<u>US\$</u>		<u>In C\$</u>	<u>Cdn-US Diff\$</u>	<u>Cdn Loads</u>
Chuck Tender	\$ 3.1870	\$ 3.2194	\$ 2.7573	\$ 2.3753		\$ 3.1582	\$ 0.0288	5.46
Briskets 120	\$ 3.3635	\$ 3.4418	\$ 2.9256	\$ 2.4577		\$ 3.2678	\$ 0.0957	2.73
Bone-in Chuck Shortrib	\$ 4.1537	\$ 4.1745	\$ 5.1229	\$ 2.8224		\$ 3.7527	\$ 0.4010	3.79
Flat Iron	\$ 3.9009	\$ 3.8241	\$ 4.7780					0.78
Blademeat	+++	+++	\$ 3.6310	\$ 2.4426		\$ 3.2477	\$ 0.0083	6.72
Bone-in Shortrib	+++	+++	+++	\$ 4.1654		\$ 5.5383	\$ 1.2217	0.27
Outside Skirt	+++	+++	+++	\$ 6.6844		\$ 8.8876	\$ 0.0000	0.01
Inside Skirt	+++	+++	+++	\$ 4.4159		\$ 5.8714	\$ 0.1175	0.01
Flapmeat	+++	+++	+++	\$ 5.7306		\$ 7.6194	\$ 0.9506	0.06
Ball Tips	+++	+++	\$ 3.4372	\$ 2.3417		\$ 3.1135	\$ 0.0000	0.01
Tri Tips	+++	+++	+++	\$ 3.4136		\$ 4.5387	\$ 0.0001	0.02
Flank Steak	\$ 6.3667	\$ 6.0999	\$ 6.9080	\$ 4.7782		\$ 6.3531	\$ 0.0136	1.06
Pectoral Muscle	+++	+++	\$ 3.5858	\$ 2.5165		\$ 3.3459	\$ -0.0900	3.47
Lointails	+++	+++	+++					0.96

Trim (AAA & AA) (Fed)

	<u>C\$</u>	<u>C\$(Last Wk)</u>	<u>C\$(Last Yr)</u>	<u>US\$</u>		<u>In C\$</u>	<u>Cdn-US Diff\$</u>	<u>Cdn Loads</u>
Fresh 50% Lean Trimmings	\$ 1.2315	\$ 1.2043	\$ 1.0999	\$ 0.9513		\$ 1.2648	\$ -0.0333	28.16
Fresh 65% Lean Trimmings	\$ 1.8804	\$ 1.8651	\$ 1.7019					16.05
Fresh 75% Lean Trimmings	+++	+++	+++					0.01
Fresh 81% Lean Trimmings	+++	+++	+++					4.07
Fresh 85% Lean Trimmings	\$ 2.8129	\$ 2.7730	\$ 2.4310	\$ 2.0112		\$ 2.6741	\$ 0.1388	15.93
Shankmeat	\$ 2.8129	\$ 2.7730	\$ 2.4310					0.01

Ground Beef

	<u>C\$</u>	<u>C\$(Last Wk)</u>	<u>C\$(Last Yr)</u>	<u>US\$</u>		<u>In C\$</u>	<u>Cdn-US Diff\$</u>	<u>Cdn Loads</u>
Extra Lean Ground Beef	+++	+++	+++					5.70
Lean Ground Beef	+++	+++	+++					4.77
Medium Ground Beef	+++	+++	+++					0.11
Regular Ground Beef	+++	+++	+++					2.65
Ground Chuck	+++	+++	+++	\$ 2.3866		\$ 3.1732	\$ 0.0000	0.01
Ground Sirloin	+++	+++	+++	\$ 3.4413		\$ 4.5756	\$ 0.0000	0.01

+++ This is suppressed data that is used in the primal and cutout calculation.

Canfax tries to provide quality information, but we make no claims, promises, or guarantees about the accuracy, completeness or adequacy of the information. Canfax does not guarantee, and accepts no legal liability arising from or connected to, the accuracy, reliability or completeness of any material contained in our publications.