



Canadian Boxed Beef Prices

The data used in the Canadian Boxed Beef Report is provided by the Agriculture and Agri-Food Canada (AAFC). It is based on negotiated prices and volume of boxed beef cuts and on average industry cutting yields. Values reflect CDN dollars per pound.

Week ending: Friday, May 4, 2018








































Exchange Rate: 1.2862

	Canadian AAA			Canadian AA/A		
	This Week	Last Week	Last Year	This Week	Last Week	Last Year
CHUCK	\$ 2.1424	\$ 2.1603		\$ 2.1424	\$ 2.1603	
RIB	\$ 4.3555	\$ 4.3251		\$ 3.8983	\$ 4.0681	
LOIN	\$ 3.8136	\$ 3.7209		\$ 3.5648	\$ 3.4118	
ROUND	\$ 2.0966	\$ 2.0724		\$ 2.1197	\$ 2.1224	
BRISKET	\$ 2.1007	\$ 2.1382		\$ 2.1007	\$ 2.1382	
SHORT PLATE	\$ 2.1313	\$ 2.1259		\$ 2.1313	\$ 2.1259	
FLANK	\$ 1.4733	\$ 1.4778		\$ 1.4733	\$ 1.4778	















	USDA Choice	Canadian AAA			USDA Select	Canadian AA		
	This Week (CDN\$)	This Week	Last Week	Last Year	This Week (CDN\$)	This Week	Last Week	Last Year
Carcass Cutout	\$ 2.9171	\$ 2.7145	\$ 2.6928		\$ 2.6712	\$ 2.6146	\$ 2.6090	
Load Count Totals		249.44	223.11	0.00				

AAA Product







	C\$	C\$(Last Wk)	C\$(Last Yr)	US\$	In C\$	Cdn-US Diff\$	Cdn Loads
Quebec Spec	+++	+++					0.09
Semi-Boneless	+++	+++		\$ 2.2384	\$ 2.8790	\$ 0.7210	0.06
Short Cut shoulder clod	\$ 2.7539	\$ 2.7974		\$ 2.2834	\$ 2.9369	\$ -0.1830	0.67
Clod Heart	n/a	n/a		\$ 2.3633	\$ 3.0397		
Clod Tender	+++	+++		\$ 5.5876	\$ 7.1868	\$ -1.4168	0.01
2 Piece Boneless Chuck	n/a	n/a					
Chuck Roll	+++	+++		\$ 2.9230	\$ 3.7596	\$ -0.2274	3.86
Chuck Roll 0x0	+++	+++					0.01
Oven Ready Rib	+++	\$ 10.0700					0.03
Bone-in Lipon Ribeye 17 up	+++	+++		\$ 7.2441	\$ 9.3174	\$ -0.4974	0.01
Bone-in Lipon Ribeye 17 dn	+++	+++		\$ 7.2441	\$ 9.3174	\$ -0.4974	2.44
Boneless Lipon Ribeye 14 up	+++	+++		\$ 8.2866	\$ 10.6582	\$ -1.3882	0.26
Boneless Lipon Ribeye 14 dn	+++	+++		\$ 8.4349	\$ 10.8490	\$ -1.5790	0.01
Back Ribs	+++	+++		\$ 1.2099	\$ 1.5562	\$ 1.4622	0.01
Short Loin 1x0	\$ 7.8320	\$ 7.6704		\$ 6.5342	\$ 8.4043	\$ -0.5723	0.62
Striploin 0x1 13up	\$ 9.0156	\$ 8.6927		\$ 7.7106	\$ 9.9174	\$ -0.9018	5.62
Striploin 0x1 13dn	\$ 9.0156	\$ 8.6927		\$ 7.7106	\$ 9.9174	\$ -0.9018	0.01

Top Butt 13up	\$ 4.6326	\$ 4.5776	\$ 3.5075		\$ 4.5113	\$ 0.1213	8.49
Top Butt 13dn	\$ 4.6326	\$ 4.5776	\$ 3.5075		\$ 4.5113	\$ 0.1213	0.01
PSMO Tenderloin	\$ 11.7873	\$ 11.6130	\$ 9.7271		\$ 12.5110	\$ -0.7237	4.08
Butt Tenderloin	\$ 11.6762	\$ 10.9345	\$ 9.1968		\$ 11.8289	\$ -0.1527	0.12
Boneless Round	n/a	n/a	\$ 2.1846		\$ 2.8098		
Inside Round 1"	n/a	n/a	\$ 2.2474		\$ 2.8906		
Inside Round	\$ 2.8985	\$ 2.8228	\$ 2.3333		\$ 3.0011	\$ -0.1026	3.98
Outside Flat	\$ 2.6590	\$ 2.5928	\$ 2.1158		\$ 2.7213	\$ -0.0623	4.73
Eye of round	\$ 3.0532	\$ 3.0366	\$ 2.3225		\$ 2.9872	\$ 0.0660	3.84
Peeled Knuckle	+++	+++	\$ 2.3267		\$ 2.9926	\$ 0.0374	5.06
Gooseneck	n/a	n/a	\$ 1.9694		\$ 2.5330		
AA Product							
	<u>C\$</u>	<u>C\$(Last Wk)</u>	<u>C\$(Last Yr)</u>	<u>US\$</u>	<u>In C\$</u>	<u>Cdn-US Diff\$</u>	<u>Cdn Loads</u>
Quebec Spec	+++	+++					0.09
Semi-Boneless	+++	+++	\$ 2.1776		\$ 2.8008	\$ 0.7992	0.06
Short Cut shoulder clod	\$ 2.7539	\$ 2.7974	\$ 2.3049		\$ 2.9646	\$ -0.2107	0.67
Clod Heart	n/a	n/a					
Clod Tender	+++	+++	\$ 4.7733		\$ 6.1394	\$ -0.3694	0.01
2 Piece Boneless Chuck	n/a	n/a					
Chuck Roll	+++	+++	\$ 2.6175		\$ 3.3666	\$ 0.1656	3.85
Chuck Roll 0x0	+++	+++					0.01
Oven Ready Rib	n/a	n/a					
Bone-in Lipon Ribeye 17 up	+++	+++	\$ 5.9582		\$ 7.6634	\$ 0.3000	2.48
Bone-in Lipon Ribeye 17 dn	+++	+++	\$ 5.9582		\$ 7.6634	\$ -0.2589	4.56
Boneless Lipon Ribeye 14 up	+++	+++	\$ 6.9373		\$ 8.9228	\$ 0.0039	0.17
Boneless Lipon Ribeye 14 dn	+++	+++	\$ 7.0749		\$ 9.0997	\$ -0.1730	0.01
Back Ribs	+++	+++	\$ 1.2099		\$ 1.5562	\$ 1.4622	0.07
Short Loin 1x0	\$ 7.1087	\$ 6.4000	\$ 4.5312		\$ 5.8280	\$ 1.2807	4.45
Striploin 0x1 13up	\$ 7.0738	\$ 6.7725	\$ 5.0954		\$ 6.5537	\$ 0.5201	3.94
Striploin 0x1 13dn	\$ 7.0738	\$ 6.7725	\$ 5.0954		\$ 6.5537	\$ 0.5201	0.01
Top Butt 13up	\$ 4.3833	\$ 4.4207	\$ 3.3724		\$ 4.3376	\$ 0.0457	5.12
Top Butt 13dn	\$ 4.3833	\$ 4.4207	\$ 3.3724		\$ 4.3376	\$ 0.0457	0.01
PSMO Tenderloin	\$ 11.9369	\$ 11.7928	\$ 9.0968		\$ 11.7003	\$ 0.2366	2.94
Butt Tenderloin	\$ 12.0176	\$ 10.6540	\$ 9.0032		\$ 11.5799	\$ 0.4377	0.34
Boneless Round	n/a	n/a	\$ 2.1981		\$ 2.8272		
Inside Round 1"	n/a	n/a	\$ 2.2851		\$ 2.9391		
Inside Round	\$ 3.0298	\$ 2.9395	\$ 2.3238		\$ 2.9889	\$ 0.0409	18.46
Outside Flat	\$ 2.6744	\$ 2.6850	\$ 2.1070		\$ 2.7100	\$ -0.0356	7.54
Eye of round	\$ 3.0802	\$ 3.0447	\$ 2.3074		\$ 2.9678	\$ 0.1124	1.63
Peeled Knuckle	+++	+++	\$ 2.3146		\$ 2.9770	\$ -0.0770	2.52
Gooseneck	n/a	n/a	\$ 1.9389		\$ 2.4938		







Thin Meats (AAA/AA)

	<u>C\$</u>	<u>C\$(Last Wk)</u>	<u>C\$(Last Yr)</u>	<u>US\$</u>		<u>In C\$</u>	<u>Cdn-US Diff\$</u>	<u>Cdn Loads</u>
Chuck Tender	\$ 2.7814	\$ 2.7037		\$ 2.1350		\$ 2.7460	\$ 0.0354	2.48
Briskets 120	\$ 3.0051	\$ 3.0668		\$ 2.3731		\$ 3.0523	\$ -0.0472	3.35
Bone-in Chuck Shortrib	\$ 4.0597	\$ 4.3392		\$ 3.1062		\$ 3.9952	\$ 0.0645	4.00
Flat Iron	\$ 4.5517	\$ 4.5474						0.44
Blademeat	\$ 3.5053	\$ 3.4412		\$ 2.7656		\$ 3.5571	\$ -0.0518	6.77
Bone-in Shortrib	\$ 4.3392	+++		\$ 4.8215		\$ 6.2014	\$ -1.8622	0.01
Outside Skirt	+++	+++		\$ 7.2243		\$ 9.2919	\$ -0.0002	0.01
Inside Skirt	+++	+++		\$ 4.2404		\$ 5.4540	\$ 0.1090	0.01
Flapmeat	+++	+++		\$ 5.5873		\$ 7.1864	\$ -0.1264	0.12
Ball Tips	+++	+++		\$ 2.1599		\$ 2.7781	\$ -0.0001	0.01
Tri Tips	+++	+++		\$ 3.8872		\$ 4.9997	\$ -1.8897	0.01
Flank Steak	\$ 6.5057	\$ 6.5644		\$ 5.0707		\$ 6.5219	\$ -0.0162	1.64
Pectoral Muscle	\$ 3.4192	\$ 3.3998		\$ 2.7260		\$ 3.5062	\$ -0.0870	3.24
Lointails	+++	+++						0.96

Trim (AAA & AA) (Fed)

	<u>C\$</u>	<u>C\$(Last Wk)</u>	<u>C\$(Last Yr)</u>	<u>US\$</u>		<u>In C\$</u>	<u>Cdn-US Diff\$</u>	<u>Cdn Loads</u>
Fresh 50% Lean Trimmings	\$ 1.0572	\$ 1.0381		\$ 0.9575		\$ 1.2315	\$ -0.1743	48.80
Fresh 65% Lean Trimmings	\$ 1.8086	\$ 1.8189		\$ 1.2293		\$ 1.5811	\$ 0.2275	13.12
Fresh 75% Lean Trimmings	+++	+++		\$ 1.6471		\$ 2.1185	\$ 0.0605	0.01
Fresh 81% Lean Trimmings	+++	+++		\$ 1.7504		\$ 2.2514	\$ 0.2376	7.28
Fresh 85% Lean Trimmings	\$ 2.5495	\$ 2.5540		\$ 1.9009		\$ 2.4449	\$ 0.1046	24.67
Shankmeat	\$ 2.5495	\$ 2.5540						0.01

Ground Beef

	<u>C\$</u>	<u>C\$(Last Wk)</u>	<u>C\$(Last Yr)</u>	<u>US\$</u>		<u>In C\$</u>	<u>Cdn-US Diff\$</u>	<u>Cdn Loads</u>
Extra Lean Ground Beef	+++	+++						6.10
Lean Ground Beef	+++	+++						19.53
Medium Ground Beef	n/a	n/a						
Regular Ground Beef	+++	+++						3.89
Ground Chuck	+++	+++		\$ 2.1374		\$ 2.7491	\$ -0.2921	0.01
Ground Sirloin	+++	+++		\$ 3.1574		\$ 4.0610	\$ 0.0000	0.01

+++ This is suppressed data that is used in the primal and cutout calculation.

Canfax tries to provide quality information, but we make no claims, promises, or guarantees about the accuracy, completeness or adequacy of the information. Canfax does not guarantee, and accepts no legal liability arising from or connected to, the accuracy, reliability or completeness of any material contained in our publications.