



Canadian Boxed Beef Prices

The data used in the Canadian Boxed Beef Report is provided by the Agriculture and Agri-Food Canada (AAFC). It is based on negotiated prices and volume of boxed beef cuts and on average industry cutting yields. Values reflect CDN dollars per pound.

Week ending: Friday, March 1, 2019

Exchange Rate: 1.3168

	Canadian AAA			Canadian AA/A		
	This Week	Last Week	Last Year	This Week	Last Week	Last Year
CHUCK	\$ 2.2316	\$ 2.2883	\$ 2.2497	\$ 2.1934	\$ 2.1685	\$ 2.2497
RIB	\$ 4.2165	\$ 4.3018	\$ 4.0295	\$ 3.9660	\$ 4.0712	\$ 3.7257
LOIN	\$ 3.5846	\$ 3.4682	\$ 3.5040	\$ 3.4825	\$ 3.4365	\$ 3.3624
ROUND	\$ 2.2813	\$ 2.2658	\$ 2.1740	\$ 2.2553	\$ 2.2717	\$ 2.1784
BRISKET	\$ 2.3624	\$ 2.4274	\$ 2.1804	\$ 2.3624	\$ 2.4274	\$ 2.1804
SHORT PLATE	\$ 2.2100	\$ 2.1588	\$ 2.0526	\$ 2.2100	\$ 2.1588	\$ 2.0526
FLANK	\$ 1.4638	\$ 1.4258	\$ 1.4461	\$ 1.4638	\$ 1.4258	\$ 1.4461















	USDA Choice	Canadian AAA			USDA Select	Canadian AA		
	This Week (CDN\$)	This Week	Last Week	Last Year	This Week (CDN\$)	This Week	Last Week	Last Year
Carcass Cutout	\$ 2.8967	\$ 2.7358	\$ 2.7325	\$ 2.6580	\$ 2.8262	\$ 2.6684	\$ 2.6653	\$ 2.5943
Load Count Totals		203.47	190.25	219.56				

AAA Product







	C\$	C\$(Last Wk)	C\$(Last Yr)	US\$	In C\$	Cdn-US Diff\$	Cdn Loads
Quebec Spec	n/a	n/a	+++				
Semi-Boneless	+++	+++	+++	\$ 2.3380	\$ 3.0787	\$ 1.0713	0.18
Short Cut shoulder clod	+++	+++	+++	\$ 2.1820	\$ 2.8733	\$ 0.1429	0.38
Clod Heart	n/a	n/a	n/a	\$ 2.9088	\$ 3.8303		
Clod Tender	+++	+++	+++	\$ 4.8975	\$ 6.4490	\$ -1.5090	0.23
2 Piece Boneless Chuck	n/a	n/a	n/a				
Chuck Roll	+++	+++	+++	\$ 2.7259	\$ 3.5895	\$ -0.0354	3.26
Chuck Roll 0x0	n/a	n/a	+++				
Oven Ready Rib	+++	+++	+++				0.02
Bone-in Lipon Ribeye 17 up	n/a	n/a	+++	\$ 6.9512	\$ 9.1533		
Bone-in Lipon Ribeye 17 dn	+++	+++	+++	\$ 6.9512	\$ 9.1533	\$ -1.5033	2.61
Boneless Lipon Ribeye 14 up	+++	+++	+++	\$ 7.8652	\$ 10.3569	\$ -1.6469	1.44
Boneless Lipon Ribeye 14 dn	n/a	n/a	+++	\$ 7.8413	\$ 10.3254		
Back Ribs	+++	+++	+++	\$ 1.3584	\$ 1.7887	\$ 1.6338	0.01
Short Loin 1x0	\$ 6.9861	\$ 6.5859	\$ 6.7949	\$ 5.3915	\$ 7.0995	\$ -0.1134	0.48
Striploin 0x1 13up	\$ 7.2707	\$ 6.7472	\$ 7.0668	\$ 6.0557	\$ 7.9741	\$ -0.7034	7.96
Striploin 0x1 13dn	n/a	n/a	\$ 7.0668	\$ 6.0557	\$ 7.9741		

Top Butt 13up	\$ 4.5427	\$ 4.5211	\$ 4.2499	\$ 3.4746		\$ 4.5754	\$ -0.0327	6.82
Top Butt 13dn	n/a	n/a	\$ 4.2499	\$ 3.4746		\$ 4.5754		
PSMO Tenderloin	\$ 12.7789	\$ 12.8275	\$ 11.8126	\$ 10.0339		\$ 13.2126	\$ -0.4337	5.97
Butt Tenderloin	\$ 12.4763	\$ 12.5669	\$ 12.0326	\$ 9.0330		\$ 11.8947	\$ 0.5816	0.11
Boneless Round	n/a	n/a	n/a	\$ 2.1959		\$ 2.8916		
Inside Round 1"	n/a	n/a	+++	\$ 2.1137		\$ 2.7833		
Inside Round	\$ 2.9623	\$ 2.9966	\$ 2.8835	\$ 2.1784		\$ 2.8685	\$ 0.0938	6.64
Outside Flat	\$ 3.1391	\$ 3.1164	\$ 2.9262	\$ 2.3550		\$ 3.1011	\$ 0.0380	3.94
Eye of round	\$ 3.7447	\$ 3.6775	\$ 3.1486	\$ 2.7016		\$ 3.5575	\$ 0.1872	4.13
Peeled Knuckle	+++	+++	+++	\$ 2.5578		\$ 3.3681	\$ 0.0919	6.16
Gooseneck	n/a	n/a	+++	\$ 2.1659		\$ 2.8521		
AA Product								
	<u>C\$</u>	<u>C\$(Last Wk)</u>	<u>C\$(Last Yr)</u>	<u>US\$</u>		<u>In C\$</u>	<u>Cdn-US Diff\$</u>	<u>Cdn Loads</u>
Quebec Spec	n/a	n/a	+++					
Semi-Boneless	n/a	n/a	+++	\$ 2.3221		\$ 3.0577		
Short Cut shoulder clod	+++	+++	+++	\$ 2.2927		\$ 3.0190	\$ 0.0875	0.76
Clod Heart	n/a	n/a	n/a					
Clod Tender	+++	+++	+++	\$ 4.7402		\$ 6.2419	\$ 0.4581	0.01
2 Piece Boneless Chuck	n/a	n/a	n/a					
Chuck Roll	+++	+++	+++	\$ 2.7250		\$ 3.5883	\$ -0.1658	0.21
Chuck Roll 0x0	n/a	n/a	+++					
Oven Ready Rib	n/a	n/a	n/a					
Bone-in Lipon Ribeye 17 up	+++	+++	+++	\$ 6.2636		\$ 8.2479	\$ -1.1397	3.17
Bone-in Lipon Ribeye 17 dn	+++	+++	+++	\$ 6.2636		\$ 8.2479	\$ -1.3510	4.19
Boneless Lipon Ribeye 14 up	+++	+++	+++	\$ 7.1762		\$ 9.4496	\$ -0.6326	0.45
Boneless Lipon Ribeye 14 dn	n/a	n/a	+++	\$ 6.9161		\$ 9.1071		
Back Ribs	+++	+++	+++	\$ 1.3584		\$ 1.7887	\$ 1.6338	0.01
Short Loin 1x0	\$ 6.4726	\$ 6.4381	\$ 6.2177	\$ 5.2092		\$ 6.8595	\$ -0.3869	3.20
Striploin 0x1 13up	\$ 6.9053	\$ 6.8416	\$ 5.9947	\$ 5.3343		\$ 7.0242	\$ -0.1189	4.10
Striploin 0x1 13dn	n/a	n/a	\$ 5.9947	\$ 5.3343		\$ 7.0242		
Top Butt 13up	\$ 4.4005	\$ 4.4829	\$ 4.2809	\$ 3.6009		\$ 4.7417	\$ -0.3412	6.14
Top Butt 13dn	n/a	n/a	\$ 4.2809	\$ 3.6009		\$ 4.7417		
PSMO Tenderloin	\$ 12.5095	\$ 12.6088	\$ 11.9628	\$ 9.8374		\$ 12.9539	\$ -0.4444	1.03
Butt Tenderloin	\$ 12.4175	\$ 11.7884	\$ 11.1654	\$ 9.5136		\$ 12.5275	\$ -0.1100	0.18
Boneless Round	n/a	n/a	n/a					
Inside Round 1"	n/a	n/a	+++	\$ 2.1498		\$ 2.8309		
Inside Round	\$ 2.8819	\$ 2.9369	\$ 2.9544	\$ 2.1532		\$ 2.8353	\$ 0.0466	17.97
Outside Flat	\$ 3.1291	\$ 3.1324	\$ 2.7908	\$ 2.3809		\$ 3.1352	\$ -0.0061	8.56
Eye of round	\$ 3.7319	\$ 3.6735	\$ 3.1861	\$ 2.7909		\$ 3.6751	\$ 0.0568	2.12
Peeled Knuckle	+++	+++	+++	\$ 2.5852		\$ 3.4042	\$ 0.0258	0.75
Gooseneck	n/a	+++	+++	\$ 1.9789		\$ 2.6058		







Thin Meats (AAA/AA)

	<u>C\$</u>	<u>C\$(Last Wk)</u>	<u>C\$(Last Yr)</u>	<u>US\$</u>		<u>In C\$</u>	<u>Cdn-US Diff\$</u>	<u>Cdn Loads</u>
Chuck Tender	\$ 3.1391	\$ 3.1538	\$ 2.9757	\$ 2.4335		\$ 3.2044	\$ -0.0653	3.02
Briskets 120	\$ 3.4315	\$ 3.5422	\$ 3.1344	\$ 2.6402		\$ 3.4766	\$ -0.0451	4.09
Bone-in Chuck Shortrib	\$ 4.4915	\$ 4.6984	\$ 4.4177	\$ 3.0626		\$ 4.0328	\$ 0.4587	4.02
Flat Iron	\$ 4.5307	\$ 4.4190	\$ 4.0981					0.28
Blademeat	\$ 4.1043	\$ 4.0914	\$ 3.1698	\$ 3.0569		\$ 4.0253	\$ 0.0790	6.22
Bone-in Shortrib	+++	+++	+++	\$ 5.0117		\$ 6.5994	\$ 0.1806	0.09
Outside Skirt	+++	+++	+++	\$ 7.0537		\$ 9.2883	\$ 0.0002	0.01
Inside Skirt	+++	+++	+++	\$ 4.5274		\$ 5.9617	\$ 0.6583	0.02
Flapmeat	+++	+++	+++	\$ 4.8438		\$ 6.3783	\$ 0.5617	0.07
Ball Tips	+++	+++	+++	\$ 2.6675		\$ 3.5126	\$ 0.0000	0.01
Tri Tips	+++	+++	+++	\$ 4.0957		\$ 5.3932	\$ -2.9082	0.02
Flank Steak	\$ 6.5621	\$ 6.3923	\$ 6.3715	\$ 4.9406		\$ 6.5058	\$ 0.0563	1.28
Pectoral Muscle	+++	\$ 4.0597	+++	\$ 3.1950		\$ 4.2072	\$ 0.0049	2.97
Lointails	+++	+++	+++					0.96

Trim (AAA & AA) (Fed)

	<u>C\$</u>	<u>C\$(Last Wk)</u>	<u>C\$(Last Yr)</u>	<u>US\$</u>		<u>In C\$</u>	<u>Cdn-US Diff\$</u>	<u>Cdn Loads</u>
Fresh 50% Lean Trimmings	\$ 1.0177	\$ 0.9872	\$ 1.0429	\$ 0.7052		\$ 0.9286	\$ 0.0891	27.27
Fresh 65% Lean Trimmings	\$ 1.5970	\$ 1.5391	\$ 1.7379	\$ 1.0556		\$ 1.3900	\$ 0.2070	12.30
Fresh 75% Lean Trimmings	+++	+++	+++					0.01
Fresh 81% Lean Trimmings	+++	+++	+++	\$ 1.7300		\$ 2.2781	\$ 0.0913	2.31
Fresh 85% Lean Trimmings	\$ 2.5440	\$ 2.4693	\$ 2.5652	\$ 1.8444		\$ 2.4287	\$ 0.1153	16.73
Shankmeat	\$ 2.5440	\$ 2.4693	\$ 2.5652					0.01

Ground Beef

	<u>C\$</u>	<u>C\$(Last Wk)</u>	<u>C\$(Last Yr)</u>	<u>US\$</u>		<u>In C\$</u>	<u>Cdn-US Diff\$</u>	<u>Cdn Loads</u>
Extra Lean Ground Beef	+++	+++	+++					11.01
Lean Ground Beef	+++	+++	+++					4.09
Medium Ground Beef	+++	+++	n/a					0.18
Regular Ground Beef	+++	+++	+++					3.29
Ground Chuck	+++	+++	+++					0.01
Ground Sirloin	+++	+++	+++	\$ 3.0005		\$ 3.9511	\$ 0.0000	0.01

+++ This is suppressed data that is used in the primal and cutout calculation.

Canfax tries to provide quality information, but we make no claims, promises, or guarantees about the accuracy, completeness or adequacy of the information. Canfax does not guarantee, and accepts no legal liability arising from or connected to, the accuracy, reliability or completeness of any material contained in our publications.