

Canadian Boxed Beef Prices

The data used in the Canadian Boxed Beef Report is provided by the Agriculture and Agri-Food Canada (AAFC). It is based on negotiated prices and volume of boxed beef cuts and on average industry cutting yields. Values reflect CDN dollars per pound.

Week ending: Friday, May 10, 2019

Exchange Rate: 1.3483

	Canadian AAA			Canadian AA/A		
	This Week	Last Week	Last Year	This Week	Last Week	Last Year
CHUCK	\$ 2.3054	\$ 2.2847	\$ 2.3036	\$ 2.2074	\$ 2.2408	\$ 2.3037
RIB	\$ 4.9147	\$ 5.0237	\$ 4.2751	\$ 4.3442	\$ 4.4932	\$ 3.9346
LOIN	\$ 4.3644	\$ 4.1563	\$ 3.9223	\$ 3.8956	\$ 3.8005	\$ 3.6057
ROUND	\$ 2.2724	\$ 2.2845	\$ 2.1234	\$ 2.2315	\$ 2.2679	\$ 2.1579
BRISKET	\$ 2.4841	\$ 2.4817	\$ 2.1185	\$ 2.4841	\$ 2.4817	\$ 2.1185
SHORT PLATE	\$ 2.3026	\$ 2.3118	\$ 2.0961	\$ 2.3026	\$ 2.3118	\$ 2.0961
FLANK	\$ 1.4861	\$ 1.4861	\$ 1.4966	\$ 1.4861	\$ 1.4861	\$ 1.4966















	USDA Choice	Canadian AAA			USDA Select	Canadian AA		
	This Week (CDN\$)	This Week	Last Week	Last Year	This Week (CDN\$)	This Week	Last Week	Last Year
Carcass Cutout	\$ 3.0133	\$ 3.0144	\$ 2.9797	\$ 2.7814	\$ 2.8256	\$ 2.8116	\$ 2.8269	\$ 2.6829
Load Count Totals		212.75	211.39	209.67				

AAA Product







	C\$	C\$(Last Wk)	C\$(Last Yr)	US\$	In C\$	Cdn-US Diff\$	Cdn Loads
Quebec Spec	n/a	n/a	+++				
Semi-Boneless	+++	+++	+++	\$ 2.1855	\$ 2.9467	\$ 1.3233	0.16
Short Cut shoulder clod	+++	+++	\$ 3.1572	\$ 2.2935	\$ 3.0923	\$ 0.2736	0.07
Clod Heart	n/a	n/a	n/a	\$ 2.5057	\$ 3.3784		
Clod Tender	n/a	n/a	+++	\$ 4.0629	\$ 5.4780		
2 Piece Boneless Chuck	n/a	n/a	n/a				
Chuck Roll	+++	+++	+++	\$ 2.5205	\$ 3.3984	\$ 0.1021	3.21
Chuck Roll 0x0	n/a	n/a	+++				
Oven Ready Rib	+++	+++	+++				0.03
Bone-in Lipon Ribeye 17 up	n/a	n/a	+++	\$ 7.0141	\$ 9.4571		
Bone-in Lipon Ribeye 17 dn	+++	+++	+++	\$ 7.0141	\$ 9.4571	\$ 0.1529	2.77
Boneless Lipon Ribeye 14 up	+++	+++	+++	\$ 8.1737	\$ 11.0206	\$ -0.8806	0.44
Boneless Lipon Ribeye 14 dn	n/a	n/a	+++	\$ 7.7454	\$ 10.4431		
Back Ribs	n/a	n/a	+++	\$ 1.3677	\$ 1.8441		
Short Loin 1x0	\$ 8.6031	\$ 8.5356	\$ 8.6743	\$ 6.2940	\$ 8.4862	\$ 0.1169	2.09
Striploin 0x1 13up	\$ 10.7313	\$ 10.1657	\$ 9.4094	\$ 7.9602	\$ 10.7327	\$ -0.0014	7.57
Striploin 0x1 13dn	n/a	n/a	\$ 9.4094	\$ 7.9602	\$ 10.7327		

Top Butt 13up	\$ 4.9061	\$ 4.3741	\$ 4.5538	\$ 3.4203		\$ 4.6116	\$ 0.2945	4.86
Top Butt 13dn	n/a	n/a	\$ 4.5538	\$ 3.4203		\$ 4.6116		
PSMO Tenderloin	\$ 12.8791	\$ 12.9694	\$ 12.1209	\$ 9.6662		\$ 13.0329	\$ -0.1538	3.43
Butt Tenderloin	\$ 12.8826	\$ 12.8141	\$ 11.9773	\$ 9.7625		\$ 13.1628	\$ -0.2802	0.45
Boneless Round	n/a	n/a	n/a	\$ 2.1662		\$ 2.9207		
Inside Round 1"	n/a	n/a	n/a	\$ 1.9559		\$ 2.6371		
Inside Round	\$ 3.0147	\$ 3.0271	\$ 2.9240	\$ 2.0374		\$ 2.7470	\$ 0.2677	9.62
Outside Flat	\$ 2.8477	\$ 2.8918	\$ 2.7088	\$ 2.0468		\$ 2.7597	\$ 0.0880	4.32
Eye of round	\$ 3.3131	\$ 3.3762	\$ 3.1013	\$ 2.1496		\$ 2.8983	\$ 0.4148	5.76
Peeled Knuckle	+++	+++	+++	\$ 2.2245		\$ 2.9993	\$ 0.1807	6.54
Gooseneck	n/a	n/a	n/a	\$ 1.8577		\$ 2.5047		
AA Product								
	<u>C\$</u>	<u>C\$(Last Wk)</u>	<u>C\$(Last Yr)</u>	<u>US\$</u>		<u>In C\$</u>	<u>Cdn-US Diff\$</u>	<u>Cdn Loads</u>
Quebec Spec	n/a	n/a	+++					
Semi-Boneless	n/a	n/a	+++	\$ 2.0903		\$ 2.8184		
Short Cut shoulder clod	+++	+++	\$ 3.1572	\$ 2.3127		\$ 3.1182	\$ 0.1286	1.22
Clod Heart	n/a	n/a	n/a					
Clod Tender	n/a	+++	+++	\$ 3.9212		\$ 5.2870		
2 Piece Boneless Chuck	n/a	n/a	n/a					
Chuck Roll	+++	+++	+++	\$ 2.4530		\$ 3.3074	\$ -0.0088	0.31
Chuck Roll 0x0	n/a	n/a	+++					
Oven Ready Rib	n/a	n/a	n/a					
Bone-in Lipon Ribeye 17 up	+++	+++	+++	\$ 6.3711		\$ 8.5902	\$ -0.6467	3.10
Bone-in Lipon Ribeye 17 dn	+++	+++	+++	\$ 6.3711		\$ 8.5902	\$ -0.6382	1.72
Boneless Lipon Ribeye 14 up	+++	+++	+++	\$ 7.4389		\$ 10.0299	\$ -0.5700	0.47
Boneless Lipon Ribeye 14 dn	n/a	n/a	+++	\$ 6.7947		\$ 9.1613		
Back Ribs	+++	+++	+++	\$ 1.3677		\$ 1.8441	\$ 1.7776	0.02
Short Loin 1x0	\$ 7.4260	\$ 7.3288	\$ 7.2670	\$ 4.9272		\$ 6.6433	\$ 0.7827	5.33
Striploin 0x1 13up	\$ 7.6324	\$ 7.3532	\$ 7.1293	\$ 5.4887		\$ 7.4004	\$ 0.2320	2.94
Striploin 0x1 13dn	n/a	n/a	\$ 7.1293	\$ 5.4887		\$ 7.4004		
Top Butt 13up	\$ 4.3488	\$ 4.4455	\$ 4.3277	\$ 3.2038		\$ 4.3197	\$ 0.0291	7.74
Top Butt 13dn	n/a	n/a	\$ 4.3277	\$ 3.2038		\$ 4.3197		
PSMO Tenderloin	\$ 12.4907	\$ 12.5152	\$ 11.8413	\$ 8.9674		\$ 12.0907	\$ 0.4000	0.92
Butt Tenderloin	\$ 12.6652	\$ 12.4757	\$ 11.8106	\$ 8.8857		\$ 11.9806	\$ 0.6846	0.78
Boneless Round	n/a	n/a	n/a	\$ 2.1410		\$ 2.8867		
Inside Round 1"	n/a	n/a	n/a	\$ 1.9592		\$ 2.6416		
Inside Round	\$ 2.9300	\$ 2.9512	\$ 3.0587	\$ 2.0190		\$ 2.7222	\$ 0.2078	14.58
Outside Flat	\$ 2.8042	\$ 2.8666	\$ 2.6883	\$ 2.0427		\$ 2.7542	\$ 0.0500	10.13
Eye of round	\$ 3.2721	\$ 3.3096	\$ 3.1264	\$ 2.1485		\$ 2.8968	\$ 0.3753	2.94
Peeled Knuckle	+++	+++	+++	\$ 2.1565		\$ 2.9076	\$ 0.1824	2.96
Gooseneck	n/a	+++	n/a	\$ 1.8987		\$ 2.5600		







Thin Meats (AAA/AA)

	<u>C\$</u>	<u>C\$(Last Wk)</u>	<u>C\$(Last Yr)</u>	<u>US\$</u>		<u>In C\$</u>	<u>Cdn-US Diff\$</u>	<u>Cdn Loads</u>
Chuck Tender	\$ 3.1100	\$ 3.0050	\$ 2.8986	\$ 2.0843		\$ 2.8103	\$ 0.2997	3.93
Briskets 120	\$ 3.5778	\$ 3.5877	\$ 3.0298	\$ 2.7495		\$ 3.7072	\$ -0.1294	7.35
Bone-in Chuck Shortrib	\$ 4.4970	\$ 4.6359	\$ 4.3979	\$ 3.1716		\$ 4.2763	\$ 0.2207	4.97
Flat Iron	\$ 4.8044	\$ 4.7848	\$ 4.5270					0.57
Blademeat	\$ 3.9346	\$ 4.0568	\$ 3.6005	\$ 2.9372		\$ 3.9602	\$ -0.0256	3.25
Bone-in Shortrib	+++	+++	\$ 4.3392	\$ 5.0275		\$ 6.7786	\$ -0.0586	0.63
Outside Skirt	+++	+++	+++	\$ 7.0675		\$ 9.5291	\$ -0.0003	0.01
Inside Skirt	+++	+++	+++	\$ 4.5277		\$ 6.1047	\$ 0.1219	0.01
Flapmeat	+++	+++	+++	\$ 5.1004		\$ 6.8769	\$ 1.3231	0.09
Ball Tips	+++	+++	+++	\$ 2.1621		\$ 2.9152	\$ -0.0001	0.01
Tri Tips	+++	+++	+++	\$ 5.0038		\$ 6.7466	\$ -0.0121	0.01
Flank Steak	\$ 6.2631	\$ 6.4100	\$ 6.6244	\$ 4.7867		\$ 6.4539	\$ -0.1908	1.21
Pectoral Muscle	\$ 3.7709	\$ 3.8610	\$ 3.5883	\$ 2.9383		\$ 3.9617	\$ -0.1908	2.67
Lointails	+++	n/a	+++					0.96

Trim (AAA & AA) (Fed)

	<u>C\$</u>	<u>C\$(Last Wk)</u>	<u>C\$(Last Yr)</u>	<u>US\$</u>		<u>In C\$</u>	<u>Cdn-US Diff\$</u>	<u>Cdn Loads</u>
Fresh 50% Lean Trimmings	\$ 1.2299	\$ 1.1441	\$ 1.0729	\$ 0.8183		\$ 1.1033	\$ 0.1266	27.61
Fresh 65% Lean Trimmings	\$ 1.8432	\$ 1.8565	\$ 1.7951	\$ 1.2146		\$ 1.6376	\$ 0.2056	14.13
Fresh 75% Lean Trimmings	+++	+++	+++	\$ 1.5700		\$ 2.1168	\$ 0.2050	0.01
Fresh 81% Lean Trimmings	+++	+++	+++	\$ 1.8500		\$ 2.4944	\$ 0.0906	2.23
Fresh 85% Lean Trimmings	\$ 2.8004	\$ 2.7456	\$ 2.6106	\$ 1.9865		\$ 2.6784	\$ 0.1220	22.05
Shankmeat	+++	\$ 2.7456	\$ 2.6106					0.01

Ground Beef

	<u>C\$</u>	<u>C\$(Last Wk)</u>	<u>C\$(Last Yr)</u>	<u>US\$</u>		<u>In C\$</u>	<u>Cdn-US Diff\$</u>	<u>Cdn Loads</u>
Extra Lean Ground Beef	+++	+++	+++					3.31
Lean Ground Beef	+++	+++	+++					0.69
Medium Ground Beef	+++	+++	n/a					6.77
Regular Ground Beef	+++	+++	+++					3.75
Ground Chuck	+++	+++	+++	\$ 1.9617		\$ 2.6450	\$ -0.0001	0.01
Ground Sirloin	+++	+++	+++	\$ 3.0600		\$ 4.1258	\$ -0.0001	0.01

+++ This is suppressed data that is used in the primal and cutout calculation.

Canfax tries to provide quality information, but we make no claims, promises, or guarantees about the accuracy, completeness or adequacy of the information. Canfax does not guarantee, and accepts no legal liability arising from or connected to, the accuracy, reliability or completeness of any material contained in our publications.