



Canadian Boxed Beef Prices

The data used in the Canadian Boxed Beef Report is provided by the Agriculture and Agri-Food Canada (AAFC). It is based on negotiated prices and volume of boxed beef cuts and on average industry cutting yields. Values reflect CDN dollars per pound.

Week ending: Friday, October 18, 2019

Exchange Rate: 1.3142

	Canadian AAA			Canadian AA/A		
	This Week	Last Week	Last Year	This Week	Last Week	Last Year
CHUCK	\$ 2.2656	\$ 2.2203	\$ 2.1500	\$ 2.1110	\$ 2.0889	\$ 2.0573
RIB	\$ 4.8173	\$ 4.7162	\$ 4.4830	\$ 3.3958	\$ 3.5913	\$ 4.2525
LOIN	\$ 3.4521	\$ 3.4491	\$ 3.1039	\$ 2.9659	\$ 2.9682	\$ 2.8682
ROUND	\$ 2.3049	\$ 2.3561	\$ 2.1193	\$ 2.2832	\$ 2.3221	\$ 2.1402
BRISKET	\$ 2.3437	\$ 2.3139	\$ 2.1821	\$ 2.3437	\$ 2.3139	\$ 2.1821
SHORT PLATE	\$ 1.8914	\$ 1.9071	\$ 1.8993	\$ 1.8914	\$ 1.9071	\$ 1.8993
FLANK	\$ 1.3711	\$ 1.3345	\$ 1.3622	\$ 1.3711	\$ 1.3345	\$ 1.3622















	USDA Choice	Canadian AAA			USDA Select	Canadian AA		
	This Week (CDN\$)	This Week	Last Week	Last Year	This Week (CDN\$)	This Week	Last Week	Last Year
Carcass Cutout	\$ 2.8640	\$ 2.7648	\$ 2.7491	\$ 2.5693	\$ 2.5175	\$ 2.4488	\$ 2.4721	\$ 2.4701
Load Count Totals		191.27	206.14	219.31				

AAA Product







	C\$	C\$(Last Wk)	C\$(Last Yr)	US\$	In C\$	Cdn-US Diff\$	Cdn Loads
Quebec Spec	n/a	+++	n/a				
Semi-Boneless	+++	n/a	+++	\$ 2.2215	\$ 2.9195	\$ 0.8305	0.24
Short Cut shoulder clod	+++	+++	+++	\$ 2.3110	\$ 3.0371	\$ -0.1571	0.01
Clod Heart	n/a	n/a	n/a	\$ 3.2121	\$ 4.2213		
Clod Tender	+++	+++	+++	\$ 4.9866	\$ 6.5534	\$ -0.6734	0.02
2 Piece Boneless Chuck	n/a	n/a	n/a				
Chuck Roll	+++	+++	+++	\$ 2.8276	\$ 3.7160	\$ 0.3094	2.87
Chuck Roll 0x0	n/a	n/a	n/a				
Oven Ready Rib	+++	+++	+++				0.02
Bone-in Lipon Ribeye 17 up	n/a	n/a	n/a	\$ 8.0022	\$ 10.5165		
Bone-in Lipon Ribeye 17 dn	+++	+++	+++	\$ 8.0022	\$ 10.5165	\$ -1.0865	1.89
Boneless Lipon Ribeye 14 up	+++	+++	+++	\$ 8.9892	\$ 11.8136	\$ -0.9136	0.16
Boneless Lipon Ribeye 14 dn	n/a	n/a	n/a	\$ 9.2152	\$ 12.1106		
Back Ribs	+++	n/a	+++	\$ 1.4326	\$ 1.8827	\$ 1.6676	0.01
Short Loin 1x0	\$ 6.6744	\$ 6.6362	\$ 6.3989	\$ 4.7486	\$ 6.2406	\$ 0.4338	0.16
Striploin 0x1 13up	\$ 6.4973	\$ 6.5000	\$ 6.3599	\$ 5.2565	\$ 6.9081	\$ -0.4108	9.45
Striploin 0x1 13dn	n/a	n/a	n/a	\$ 5.2565	\$ 6.9081		

Top Butt 13up	\$ 4.2002	\$ 4.2459	\$ 3.5446	\$ 3.0931		\$ 4.0650	\$ 0.1352	6.07
Top Butt 13dn	n/a	n/a	n/a	\$ 3.0931		\$ 4.0650		
PSMO Tenderloin	\$ 12.8501	\$ 12.9877	\$ 11.6668	\$ 11.2704		\$ 14.8116	\$ -1.9615	6.04
Butt Tenderloin	\$ 12.3562	\$ 13.1976	\$ 11.4351	\$ 10.9216		\$ 14.3532	\$ -1.9970	0.16
Boneless Round	n/a	n/a	n/a					
Inside Round 1"	n/a	n/a	n/a	\$ 2.1651		\$ 2.8454		
Inside Round	\$ 3.0069	\$ 3.0426	\$ 2.7789	\$ 2.2499		\$ 2.9568	\$ 0.0501	7.92
Outside Flat	\$ 3.2380	\$ 3.3304	\$ 2.9895	\$ 2.3705		\$ 3.1153	\$ 0.1227	2.95
Eye of round	\$ 3.4617	\$ 3.4953	\$ 3.2176	\$ 2.4443		\$ 3.2123	\$ 0.2494	3.64
Peeled Knuckle	+++	+++	+++	\$ 2.4310		\$ 3.1948	\$ 0.2252	5.41
Gooseneck	n/a	n/a	n/a	\$ 2.1972		\$ 2.8876		
AA Product								
	<u>C\$</u>	<u>C\$(Last Wk)</u>	<u>C\$(Last Yr)</u>	<u>US\$</u>		<u>In C\$</u>	<u>Cdn-US Diff\$</u>	<u>Cdn Loads</u>
Quebec Spec	n/a	n/a	n/a					
Semi-Boneless	n/a	n/a	n/a	\$ 2.2312		\$ 2.9322		
Short Cut shoulder clod	+++	+++	+++	\$ 2.2646		\$ 2.9761	\$ -0.0961	0.01
Clod Heart	n/a	n/a	n/a					
Clod Tender	+++	+++	+++	\$ 4.2272		\$ 5.5554	\$ -1.1954	0.05
2 Piece Boneless Chuck	n/a	n/a	n/a					
Chuck Roll	+++	+++	+++	\$ 2.6482		\$ 3.4803	\$ 0.0172	0.08
Chuck Roll 0x0	n/a	n/a	n/a					
Oven Ready Rib	n/a	n/a	n/a					
Bone-in Lipon Ribeye 17 up	+++	+++	+++	\$ 5.4679		\$ 7.1859	\$ -0.2569	0.43
Bone-in Lipon Ribeye 17 dn	+++	+++	+++	\$ 5.4679		\$ 7.1859	\$ -1.7775	1.60
Boneless Lipon Ribeye 14 up	+++	+++	+++	\$ 5.6436		\$ 7.4168	\$ -0.0302	0.19
Boneless Lipon Ribeye 14 dn	n/a	n/a	n/a	\$ 5.8623		\$ 7.7042		
Back Ribs	+++	+++	+++	\$ 1.4326		\$ 1.8827	\$ 1.6676	0.01
Short Loin 1x0	\$ 5.0459	\$ 5.2473	\$ 5.2610	\$ 3.5244		\$ 4.6318	\$ 0.4141	3.05
Striploin 0x1 13up	\$ 5.0049	\$ 5.2496	\$ 5.1297	\$ 3.6753		\$ 4.8301	\$ 0.1748	4.25
Striploin 0x1 13dn	n/a	n/a	n/a	\$ 3.6753		\$ 4.8301		
Top Butt 13up	\$ 3.4638	\$ 3.3705	\$ 3.3786	\$ 2.6283		\$ 3.4541	\$ 0.0097	11.07
Top Butt 13dn	n/a	n/a	n/a	\$ 2.6283		\$ 3.4541		
PSMO Tenderloin	\$ 10.9164	\$ 11.1296	\$ 11.1866	\$ 9.3552		\$ 12.2946	\$ -1.3782	2.28
Butt Tenderloin	\$ 11.1820	\$ 11.0280	\$ 12.4399	\$ 8.9266		\$ 11.7313	\$ -0.5493	0.31
Boneless Round	n/a	n/a	n/a					
Inside Round 1"	n/a	n/a	n/a	\$ 2.1978		\$ 2.8883		
Inside Round	\$ 3.0524	\$ 3.0738	\$ 2.8019	\$ 2.2204		\$ 2.9180	\$ 0.1344	14.27
Outside Flat	\$ 3.1572	\$ 3.2152	\$ 2.9995	\$ 2.3208		\$ 3.0500	\$ 0.1072	8.56
Eye of round	\$ 3.3062	\$ 3.3252	\$ 3.2230	\$ 2.4177		\$ 3.1773	\$ 0.1289	4.08
Peeled Knuckle	+++	+++	+++	\$ 2.4059		\$ 3.1618	\$ 0.1682	3.53
Gooseneck	n/a	n/a	+++	\$ 1.9587		\$ 2.5741		







Thin Meats (AAA/AA)

	<u>C\$</u>	<u>C\$(Last Wk)</u>	<u>C\$(Last Yr)</u>	<u>US\$</u>		<u>In C\$</u>	<u>Cdn-US Diff\$</u>	<u>Cdn Loads</u>
Chuck Tender	\$ 3.0488	\$ 3.0957	\$ 2.8944	\$ 2.3111		\$ 3.0372	\$ 0.0116	6.56
Briskets 120	\$ 3.4184	\$ 3.3679	\$ 3.1723	\$ 2.5920		\$ 3.4064	\$ 0.0120	6.78
Bone-in Chuck Shortrib	\$ 3.9233	\$ 3.9128	\$ 4.5312	\$ 2.5743		\$ 3.3831	\$ 0.5402	4.88
Flat Iron	\$ 3.4306	\$ 3.3619	\$ 4.8744					0.88
Blademeat	\$ 3.2715	\$ 3.2681	\$ 3.6648	\$ 2.4587		\$ 3.2312	\$ 0.0403	8.21
Bone-in Shortrib	+++	+++	+++	\$ 4.6377		\$ 6.0949	\$ 0.6951	0.13
Outside Skirt	+++	+++	+++	\$ 5.7015		\$ 7.4929	\$ 0.0002	0.01
Inside Skirt	+++	+++	+++	\$ 4.1494		\$ 5.4531	\$ 0.2569	0.01
Flapmeat	+++	+++	+++	\$ 4.3908		\$ 5.7704	\$ 0.5606	0.07
Ball Tips	+++	+++	+++	\$ 2.2041		\$ 2.8966	\$ 0.0001	0.01
Tri Tips	+++	+++	+++	\$ 3.4496		\$ 4.5335	\$ 0.0001	0.02
Flank Steak	\$ 6.1699	\$ 5.9154	\$ 6.0894	\$ 4.3355		\$ 5.6977	\$ 0.4722	0.51
Pectoral Muscle	\$ 3.1903	\$ 3.1856	\$ 3.6328	\$ 2.4273		\$ 3.1900	\$ 0.0003	5.82
Lointails	+++	+++	n/a					0.94

Trim (AAA & AA) (Fed)

	<u>C\$</u>	<u>C\$(Last Wk)</u>	<u>C\$(Last Yr)</u>	<u>US\$</u>		<u>In C\$</u>	<u>Cdn-US Diff\$</u>	<u>Cdn Loads</u>
Fresh 50% Lean Trimmings	\$ 0.9213	\$ 0.9257	\$ 0.9772	\$ 0.5037		\$ 0.6620	\$ 0.2593	19.33
Fresh 65% Lean Trimmings	\$ 1.4203	\$ 1.4698	\$ 1.3228	\$ 1.0270		\$ 1.3497	\$ 0.0706	12.24
Fresh 75% Lean Trimmings	+++	+++	+++					0.01
Fresh 81% Lean Trimmings	+++	+++	+++					1.63
Fresh 85% Lean Trimmings	\$ 2.6293	\$ 2.6715	\$ 2.1535	\$ 1.9149		\$ 2.5166	\$ 0.1127	6.60
Shankmeat	+++	+++	\$ 2.1535					0.01

Ground Beef

	<u>C\$</u>	<u>C\$(Last Wk)</u>	<u>C\$(Last Yr)</u>	<u>US\$</u>		<u>In C\$</u>	<u>Cdn-US Diff\$</u>	<u>Cdn Loads</u>
Extra Lean Ground Beef	+++	+++	+++					12.80
Lean Ground Beef	+++	+++	+++					0.75
Medium Ground Beef	+++	+++	+++					0.08
Regular Ground Beef	+++	+++	+++					2.21
Ground Chuck	+++	+++	+++	\$ 1.8532		\$ 2.4355	\$ 0.0000	0.01
Ground Sirloin	+++	+++	+++	\$ 3.0605		\$ 4.0221	\$ 0.0001	0.01

+++ This is suppressed data that is used in the primal and cutout calculation.

Canfax tries to provide quality information, but we make no claims, promises, or guarantees about the accuracy, completeness or adequacy of the information. Canfax does not guarantee, and accepts no legal liability arising from or connected to, the accuracy, reliability or completeness of any material contained in our publications.