

Canfax Trends West

January - December 2018

CURRENT MONTH INPUTS

Barley : \$251.75 / tonne or \$5.48 / bu.

Supplement : \$424.60 / tonne

Interest : 4.95% (prime plus 1%)

Spot Dollar: 75.35

Disclaimer / Copyright Notice: Canfax tries to provide quality information, but we make no claims, promises, or guarantees about the accuracy, completeness, or adequacy of the information. Canfax does not guarantee, and accepts no legal liability arising from or connected to, the accuracy, reliability, or completeness of any material contained in our publications. Reproduction and/or electronic transmission of this publication, in whole or in part, is strictly forbidden without written consent from Canfax.

Projected Prices

CANFAX TRENDS WEST - 2018

Heifer Calf		550 In Wt		1225 Out Wt		2.75 A.D.G.				245 Days on Feed			
Month In	Jan-18	Feb-18	Mar-18	Apr-18	May-18	Jun-18	Jul-18	Aug-18	Sep-18	Oct-18	Nov-18	Dec-18	Annual
Month Out	Sep-18	Oct-18	Nov-18	Dec-18	Jan-19	Feb-19	Mar-19	Apr-19	May-19	Jun-19	Jul-19	Aug-19	Average
Feeder Cost	196.63	193.65	201.88	188.38	192.95	196.81	198.08	202.07	203.85	199.92	189.51	183.25	195.58
Cost of Gain	112.90	112.78	115.79	119.62	123.96	126.05	123.22	121.10	125.68	123.55	121.58	122.01	120.69
Break Even Cost	150.50	149.09	154.44	150.49	154.93	157.82	156.83	157.45	160.78	157.84	152.08	149.51	154.31
Market Price/Hedgeable	132.59	132.44	138.09	140.74	136.77	135.92	142.95	150.89	154.28	148.56	146.42	142.94	141.88
Margin \$/cwt	-17.91	-16.65	-16.35	-9.75	-18.16	-21.90	-13.88	-6.56	-6.50	-9.28	-5.66	-6.57	-12.43
Margin \$/hd	-219.40	-203.96	-200.29	-119.44	-222.46	-268.28	-170.03	-80.36	-79.63	-113.68	-69.34	-80.48	-152.28

Steer Calf		550 In Wt		1325 Out Wt		3.25 A.D.G.				238 Days on Feed			
Month In	Jan-18	Feb-18	Mar-18	Apr-18	May-18	Jun-18	Jul-18	Aug-18	Sep-18	Oct-18	Nov-18	Dec-18	Annual
Month Out	Sep-18	Oct-18	Nov-18	Dec-18	Jan-19	Feb-19	Mar-19	Apr-19	May-19	Jun-19	Jul-19	Aug-19	Average
Feeder Cost	226.79	223.97	232.58	220.69	224.62	223.42	224.15	223.30	225.83	224.82	218.96	213.55	223.56
Cost of Gain	104.33	104.26	107.04	110.81	114.80	116.41	113.73	111.39	115.71	113.93	112.47	112.97	111.49
Break Even Cost	155.17	153.95	159.15	156.42	160.38	160.83	159.56	157.85	161.42	159.96	156.67	154.72	158.01
Market Price/Hedgeable	132.20	132.46	137.36	140.74	136.27	135.92	142.43	150.93	156.44	148.56	146.95	142.94	141.93
Margin \$/cwt	-22.97	-21.49	-21.79	-15.68	-24.11	-24.91	-17.13	-6.92	-4.98	-11.40	-9.72	-11.78	-16.07
Margin \$/hd	-304.35	-284.74	-288.72	-207.76	-319.46	-330.06	-226.97	-91.69	-65.98	-151.05	-128.79	-156.09	-212.97

Shortkeep Heifer		850 In Wt		1325 Out Wt		3.15 A.D.G.				151 Days on Feed			
Month In	Jan-18	Feb-18	Mar-18	Apr-18	May-18	Jun-18	Jul-18	Aug-18	Sep-18	Oct-18	Nov-18	Dec-18	Annual
Month Out	Jun-18	Jul-18	Aug-18	Sep-18	Oct-18	Nov-18	Dec-18	Jan-19	Feb-19	Mar-19	Apr-19	May-19	Average
Feeder Cost	178.09	167.46	164.07	155.06	160.04	160.67	166.51	180.40	178.15	181.37	181.32	171.31	170.37
Cost of Gain	116.12	115.34	117.51	121.70	126.23	128.13	125.64	124.40	128.77	127.18	126.00	126.09	123.59
Break Even Cost	155.87	148.77	147.38	143.10	147.92	149.01	151.86	160.33	160.45	161.94	161.49	155.10	153.60
Market Price/Hedgeable	142.58	138.17	138.59	130.93	129.34	126.89	143.12	141.33	142.36	149.09	156.14	163.30	141.82
Margin \$/cwt	-13.29	-10.60	-8.79	-12.17	-18.58	-22.12	-8.74	-19.00	-18.09	-12.85	-5.35	8.20	-11.78
Margin \$/hd	-176.09	-140.45	-116.47	-161.25	-246.19	-293.09	-115.81	-251.75	-239.69	-170.26	-70.89	108.65	-156.11

Yearling Heifer		750 In Wt		1300 Out Wt		3.00 A.D.G.				183 Days on Feed			
Month In	Jan-18	Feb-18	Mar-18	Apr-18	May-18	Jun-18	Jul-18	Aug-18	Sep-18	Oct-18	Nov-18	Dec-18	Annual
Month Out	Jul-18	Aug-18	Sep-18	Oct-18	Nov-18	Dec-18	Jan-19	Feb-19	Mar-19	Apr-19	May-19	Jun-19	Average
Feeder Cost	180.20	172.59	173.86	163.90	170.40	169.71	175.52	187.68	186.43	188.54	182.85	173.60	177.11
Cost of Gain	116.33	115.79	118.35	122.44	127.11	128.90	126.41	125.04	129.50	127.81	126.12	126.25	124.17
Break Even Cost	153.18	148.56	150.38	146.36	152.08	152.44	154.74	161.18	162.34	162.85	158.85	153.57	154.71
Market Price/Hedgeable	139.32	133.76	137.92	132.00	130.20	138.02	140.26	142.71	144.91	154.74	160.67	150.38	142.07
Margin \$/cwt	-13.86	-14.80	-12.46	-14.36	-21.88	-14.42	-14.48	-18.47	-17.43	-8.11	1.82	-3.19	-12.64
Margin \$/hd	-180.18	-192.40	-161.98	-186.68	-284.44	-187.46	-188.24	-240.11	-226.59	-105.43	23.66	-41.47	-164.28

Shortkeep Steer		950 In Wt		1415 Out Wt		3.65 A.D.G.				127 Days on Feed			
Month In	Jan-18	Feb-18	Mar-18	Apr-18	May-18	Jun-18	Jul-18	Aug-18	Sep-18	Oct-18	Nov-18	Dec-18	Annual
Month Out	May-18	Jun-18	Jul-18	Aug-18	Sep-18	Oct-18	Nov-18	Dec-18	Jan-19	Feb-19	Mar-19	Apr-19	Average
Feeder Cost	185.48	178.88	174.13	157.77	160.34	161.69	169.09	187.02	189.55	189.55	188.86	179.46	176.82
Cost of Gain	109.43	108.92	110.67	113.49	117.42	119.20	117.24	116.92	121.28	119.60	118.50	118.44	115.93
Break Even Cost	160.49	155.89	153.28	143.22	146.23	147.73	152.05	163.98	167.11	166.56	165.73	159.41	156.81
Market Price/Hedgeable	152.63	141.88	143.08	130.47	128.21	127.44	134.60	144.10	142.81	146.91	151.15	157.66	141.75
Margin \$/cwt	-7.86	-14.01	-10.20	-12.75	-18.02	-20.29	-17.45	-19.88	-24.30	-19.65	-14.58	-1.75	-15.06
Margin \$/hd	-111.22	-198.24	-144.33	-180.41	-254.98	-287.10	-246.92	-281.30	-343.85	-278.05	-206.31	-24.76	-213.12

Yearling Steer		850 In Wt		1400 Out Wt		3.60 A.D.G.				153 Days on Feed			
Month In	Jan-18	Feb-18	Mar-18	Apr-18	May-18	Jun-18	Jul-18	Aug-18	Sep-18	Oct-18	Nov-18	Dec-18	Annual
Month Out	Jun-18	Jul-18	Aug-18	Sep-18	Oct-18	Nov-18	Dec-18	Jan-19	Feb-19	Mar-19	Apr-19	May-19	Average
Feeder Cost	190.01	181.48	180.16	167.02	173.98	175.83	183.56	196.64	200.09	201.21	199.44	186.41	186.32
Cost of Gain	107.77	107.20	109.37	112.87	117.24	119.10	116.97	115.81	120.32	118.68	117.45	117.25	115.00
Break Even Cost	157.70	152.30	152.35	145.75	151.69	153.54	157.40	164.89	168.75	168.78	167.23	159.24	158.30
Market Price/Hedgeable	142.58	138.17	138.59	129.97	129.34	126.89	143.12	142.31	142.36	149.09	156.14	160.64	141.60
Margin \$/cwt	-15.12	-14.13	-13.76	-15.78	-22.35	-26.65	-14.28	-22.58	-26.39	-19.69	-11.09	1.40	-16.70
Margin \$/hd	-211.68	-197.82	-192.64	-220.92	-312.90	-373.10	-199.92	-316.12	-369.46	-275.66	-155.26	19.60	-233.82

Actual Prices

CANFAX TRENDS WEST - 2018

Heifer Calf		550 In Wt		1225 Out Wt		2.75 A.D.G.				245 Days on Feed			
Month In	May-17	Jun-17	Jul-17	Aug-17	Sep-17	Oct-17	Nov-17	Dec-17	Jan-18	Feb-18	Mar-18	Apr-18	Annual
Month Out	Jan-18	Feb-18	Mar-18	Apr-18	May-18	Jun-18	Jul-18	Aug-18	Sep-18	Oct-18	Nov-18	Dec-18	Average
Feeder Cost	205.39	219.31	215.97	191.51	182.35	189.56	203.87	201.55	196.63	193.65	201.88	188.38	199.17
Cost of Gain	104.29	107.49	109.31	110.06	111.57	114.66	117.72	118.94	120.09	121.01	122.66	122.48	115.02
Break Even Cost	149.68	157.70	157.20	146.63	143.35	148.29	156.40	156.03	154.45	153.63	158.22	152.07	152.80
Market Price	161.36	162.66	164.26	158.85	158.99	143.28	145.88	147.83	141.78	146.40	148.61	149.24	152.43
Margin \$/cwt	11.68	4.96	7.06	12.22	15.64	-5.01	-10.52	-8.20	-12.67	-7.23	-9.61	-2.83	-0.38
Margin \$/hd	143.08	60.76	86.49	149.70	191.59	-61.37	-128.87	-100.45	-155.21	-88.57	-117.72	-34.67	-4.60

Steer Calf		550 In Wt		1325 Out Wt		3.25 A.D.G.				238 Days on Feed			
Month In	May-17	Jun-17	Jul-17	Aug-17	Sep-17	Oct-17	Nov-17	Dec-17	Jan-18	Feb-18	Mar-18	Apr-18	Annual
Month Out	Jan-18	Feb-18	Mar-18	Apr-18	May-18	Jun-18	Jul-18	Aug-18	Sep-18	Oct-18	Nov-18	Dec-18	Average
Feeder Cost	234.07	249.68	240.98	215.50	205.66	215.59	231.36	229.16	226.79	223.97	232.58	220.69	227.17
Cost of Gain	96.14	99.14	100.53	101.34	102.77	105.78	108.63	109.79	111.06	111.95	113.46	113.49	106.17
Break Even Cost	153.39	161.63	158.83	148.73	145.48	151.36	159.57	159.34	159.10	158.45	162.90	157.99	156.40
Market Price	162.09	163.98	164.97	159.75	160.45	144.80	146.92	149.35	142.67	147.05	149.50	149.96	153.46
Margin \$/cwt	8.70	2.35	6.14	11.02	14.97	-6.56	-12.65	-9.99	-16.43	-11.40	-13.40	-8.03	-2.94
Margin \$/hd	115.28	31.14	81.35	146.02	198.35	-86.92	-167.61	-132.37	-217.70	-151.05	-177.55	-106.40	-38.96

Shortkeep Heifer		850 In Wt		1325 Out Wt		3.15 A.D.G.				151 Days on Feed			
Month In	Aug-17	Sep-17	Oct-17	Nov-17	Dec-17	Jan-18	Feb-18	Mar-18	Apr-18	May-18	Jun-18	Jul-18	Annual
Month Out	Jan-18	Feb-18	Mar-18	Apr-18	May-18	Jun-18	Jul-18	Aug-18	Sep-18	Oct-18	Nov-18	Dec-18	Average
Feeder Cost	169.36	167.50	177.67	184.60	183.99	178.09	167.46	164.07	155.06	160.04	160.67	166.51	169.59
Cost of Gain	109.86	111.18	114.17	117.35	120.05	122.04	122.87	123.91	124.79	125.75	125.45	125.46	120.24
Break Even Cost	148.03	147.31	154.90	160.49	161.06	158.00	151.47	149.67	144.21	147.75	148.05	151.79	151.89
Market Price	161.36	162.66	164.26	158.85	158.99	143.28	145.88	147.83	141.78	146.40	148.61	149.24	152.43
Margin \$/cwt	13.33	15.35	9.36	-1.64	-2.07	-14.72	-5.59	-1.84	-2.43	-1.35	0.56	-2.55	0.53
Margin \$/hd	176.62	203.39	124.02	-21.73	-27.43	-195.04	-74.07	-24.38	-32.20	-17.89	7.42	-33.79	7.08

Yearling Heifer		750 In Wt		1300 Out Wt		3.00 A.D.G.				183 Days on Feed			
Month In	Jul-17	Aug-17	Sep-17	Oct-17	Nov-17	Dec-17	Jan-18	Feb-18	Mar-18	Apr-18	May-18	Jun-18	Annual
Month Out	Jan-18	Feb-18	Mar-18	Apr-18	May-18	Jun-18	Jul-18	Aug-18	Sep-18	Oct-18	Nov-18	Dec-18	Average
Feeder Cost	191.65	177.47	173.80	181.44	189.97	186.95	180.20	172.59	173.86	163.90	170.40	169.71	177.66
Cost of Gain	110.27	111.38	112.67	115.87	119.42	121.77	122.89	123.36	125.26	125.53	126.40	126.17	120.08
Break Even Cost	157.22	149.51	147.94	153.70	160.12	159.37	155.95	151.76	153.30	147.67	151.78	151.29	153.30
Market Price	161.36	162.66	164.26	158.85	158.99	143.28	145.88	147.83	141.78	146.40	148.61	149.24	152.43
Margin \$/cwt	4.14	13.15	16.32	5.15	-1.13	-16.09	-10.07	-3.93	-11.52	-1.27	-3.17	-2.05	-0.87
Margin \$/hd	53.82	170.95	212.16	66.95	-14.69	-209.17	-130.91	-51.09	-149.76	-16.51	-41.21	-26.65	-11.34

Shortkeep Steer		950 In Wt		1415 Out Wt		3.65 A.D.G.				127 Days on Feed			
Month In	Sep-17	Oct-17	Nov-17	Dec-17	Jan-18	Feb-18	Mar-18	Apr-18	May-18	Jun-18	Jul-18	Aug-18	Annual
Month Out	Jan-18	Feb-18	Mar-18	Apr-18	May-18	Jun-18	Jul-18	Aug-18	Sep-18	Oct-18	Nov-18	Dec-18	Average
Feeder Cost	174.52	183.73	191.65	190.25	185.48	178.88	174.13	157.77	160.34	161.69	169.09	187.02	176.21
Cost of Gain	103.94	106.73	109.41	111.52	113.41	115.17	116.56	115.91	117.08	117.05	117.11	118.96	113.57
Break Even Cost	151.33	158.42	164.63	164.38	161.79	157.94	155.21	144.01	146.12	147.02	152.01	164.65	155.63
Market Price	162.09	163.98	164.97	159.75	160.45	144.80	146.92	149.35	142.67	147.05	149.50	149.96	153.46
Margin \$/cwt	10.76	5.56	0.34	-4.63	-1.34	-13.14	-8.29	5.34	-3.45	0.03	-2.51	-14.69	-2.17
Margin \$/hd	152.25	78.67	4.81	-65.51	-18.96	-185.93	-117.30	75.56	-48.82	0.42	-35.52	-207.86	-30.68

Yearling Steer		850 In Wt		1400 Out Wt		3.60 A.D.G.				153 Days on Feed			
Month In	Aug-17	Sep-17	Oct-17	Nov-17	Dec-17	Jan-18	Feb-18	Mar-18	Apr-18	May-18	Jun-18	Jul-18	Annual
Month Out	Jan-18	Feb-18	Mar-18	Apr-18	May-18	Jun-18	Jul-18	Aug-18	Sep-18	Oct-18	Nov-18	Dec-18	Average
Feeder Cost	185.68	184.17	193.21	202.23	197.51	190.01	181.48	180.16	167.02	173.98	175.83	183.56	184.57
Cost of Gain	102.31	103.56	106.26	109.40	111.56	113.25	114.16	115.28	115.72	116.79	116.63	116.82	111.81
Break Even Cost	152.93	152.50	159.05	165.76	163.74	159.85	155.03	154.67	146.87	151.51	152.57	157.34	155.99
Market Price	162.09	163.98	164.97	159.75	160.45	144.80	146.92	149.35	142.67	147.05	149.50	149.96	153.46
Margin \$/cwt	9.16	11.48	5.92	-6.01	-3.29	-15.05	-8.11	-5.32	-4.20	-4.46	-3.07	-7.38	-2.53
Margin \$/hd	128.24	160.72	82.88	-84.14	-46.06	-210.70	-113.54	-74.48	-58.80	-62.44	-42.98	-103.32	-35.39

West

Weight 550 LB.

Sex F

Days on Feed 245

Weight Out 1225

Gain 675

A.D.G. 2.75

Generated: 12/10/2018 08:46

Projected Prices

Type of Cattle Heifer Calf

	Month In:	Jan-18	Feb-18	Mar-18	Apr-18	May-18	Jun-18	Jul-18	Aug-18	Sep-18	Oct-18	Nov-18	Dec-18
	Month Out:	Sep-18	Oct-18	Nov-18	Dec-18	Jan-19	Feb-19	Mar-19	Apr-19	May-19	Jun-19	Jul-19	Aug-19
Cost of Feeder		1081.49	1065.11	1110.32	1036.11	1061.21	1082.45	1089.44	1111.41	1121.17	1099.56	1042.30	1007.86
Feeder Price		196.63	193.65	201.88	188.38	192.95	196.81	198.08	202.07	203.85	199.92	189.51	183.25
Silage		38.05	38.02	39.19	41.64	43.67	44.60	43.21	41.67	43.84	42.87	42.25	42.57
Barley		473.56	473.14	487.76	518.18	543.54	555.11	537.75	518.60	545.64	533.54	525.75	529.86
Supplement		26.60	26.66	26.25	26.10	25.68	25.33	24.35	26.79	27.61	28.31	28.15	28.87
Cost of Feed		538.21	537.82	553.20	585.91	612.89	625.05	605.31	587.06	617.09	604.72	596.14	601.31
Feed and Feeder		1619.70	1602.92	1663.53	1622.02	1674.10	1707.50	1694.75	1698.47	1738.27	1704.28	1638.45	1609.16
Transportation In		11.50	11.50	11.50	11.50	11.50	11.50	11.50	11.50	11.50	11.50	11.50	11.50
Vet and Medicine		40.56	39.94	41.64	38.85	39.80	40.59	40.85	41.68	42.04	41.23	39.09	37.79
Interest		30.55	31.16	33.23	31.01	31.76	32.39	32.60	35.13	35.44	34.75	33.65	33.55
Overhead		109.25	109.25	109.25	109.25	109.25	109.25	109.25	109.25	109.25	109.25	109.25	109.25
Death Loss		27.04	26.63	27.76	25.90	26.53	27.06	27.24	27.79	28.03	27.49	26.06	25.20
Marketing Charges		5.00	5.00	5.00	5.00	5.00	5.00	5.00	5.00	5.00	5.00	5.00	5.00
Total All Costs		1843.59	1826.40	1891.90	1843.54	1897.93	1933.30	1921.19	1928.81	1969.53	1933.50	1862.99	1831.45
Selling Price to Cover													
Feed and Feeder		132.22	130.85	135.80	132.41	136.66	139.39	138.35	138.65	141.90	139.12	133.75	131.36
All Costs		150.50	149.09	154.44	150.49	154.93	157.82	156.83	157.45	160.78	157.84	152.08	149.51
Cost Per CWT Gain													
Feed		79.73	79.68	81.96	86.80	90.80	92.60	89.68	86.97	91.42	89.59	88.32	89.08
All Costs		112.90	112.78	115.79	119.62	123.96	126.05	123.22	121.10	125.68	123.55	121.58	122.01
Market Price													
Current		161.36	162.66	164.26	158.85	158.99	143.28	145.88	147.83	141.78	146.40	148.61	149.24
Hedgeable		132.59	132.44	138.09	140.74	136.77	135.92	142.95	150.89	154.28	148.56	146.42	142.94
Net Margin													
Current		10.86	13.57	9.82	8.36	4.06	-14.55	-10.96	-9.62	-19.00	-11.44	-3.47	-0.27
Hedgeable		-17.91	-16.65	-16.35	-9.75	-18.16	-21.90	-13.88	-6.56	-6.50	-9.27	-5.66	-6.57

West

Weight 550 LB.

Sex F

Days on Feed 245

Weight Out 1225

Gain 675

A.D.G. 2.75

Generated: 12/10/2018 08:46

Actual Prices

Type of Cattle Heifer Calf

	Month In:	May-17	Jun-17	Jul-17	Aug-17	Sep-17	Oct-17	Nov-17	Dec-17	Jan-18	Feb-18	Mar-18	Apr-18
	Month Out:	Jan-18	Feb-18	Mar-18	Apr-18	May-18	Jun-18	Jul-18	Aug-18	Sep-18	Oct-18	Nov-18	Dec-18
Cost of Feeder		1129.62	1206.19	1187.81	1053.31	1002.90	1042.58	1121.30	1108.54	1081.48	1065.10	1110.31	1036.10
Feeder Price		205.39	219.31	215.97	191.51	182.35	189.56	203.87	201.55	196.63	193.65	201.88	188.38
Silage		28.88	30.57	30.82	34.33	33.57	34.46	35.99	37.33	38.05	38.02	39.19	41.64
Barley		359.38	380.42	383.58	427.25	417.78	428.83	447.88	464.61	473.56	473.14	487.76	518.18
Supplement		21.84	22.51	21.86	22.29	21.86	22.65	22.83	26.61	26.60	26.66	26.25	26.10
Cost of Feed		410.10	433.51	436.26	483.88	473.21	485.94	506.70	528.55	538.21	537.82	553.20	585.91
Feed and Feeder		1539.71	1639.70	1624.07	1537.18	1476.11	1528.52	1627.99	1637.09	1619.69	1602.91	1663.52	1622.01
Transportation In		11.50	11.50	11.50	11.50	11.50	11.50	11.50	11.50	11.50	11.50	11.50	11.50
Vet and Medicine		42.36	45.23	44.54	39.50	37.61	39.10	42.05	41.57	40.56	39.94	41.64	38.85
Interest		28.11	30.01	29.56	27.63	26.64	29.45	31.67	31.31	30.55	31.16	33.23	31.01
Overhead		109.25	109.25	109.25	109.25	109.25	109.25	109.25	109.25	109.25	109.25	109.25	109.25
Death Loss		28.24	30.15	29.70	26.33	25.07	26.06	28.03	27.71	27.04	26.63	27.76	25.90
Marketing Charges		5.00	5.00	5.00	5.00	5.00	5.00	5.00	5.00	5.00	5.00	5.00	5.00
Interest Adjustment		2.10	2.86	3.43	2.21	2.20	0.90	1.16	1.62	1.96	1.22	0.96	1.25
Feed Adjustment		67.28	58.06	68.60	37.62	62.62	66.76	59.26	46.34	46.52	54.30	45.39	18.03
Total All Costs		1833.55	1931.76	1925.64	1796.22	1756.00	1816.53	1915.92	1911.40	1892.05	1881.91	1938.24	1862.81
Selling Price to Cover													
Feed and Feeder		131.18	138.59	138.18	128.55	125.61	130.23	137.74	137.42	136.02	135.28	139.50	133.88
All Costs		149.68	157.70	157.20	146.63	143.35	148.29	156.40	156.03	154.45	153.63	158.22	152.07
Cost Per CWT Gain													
Feed		70.72	72.82	74.79	77.26	79.38	81.88	83.85	85.17	86.63	87.72	88.68	89.47
All Costs		104.29	107.49	109.31	110.06	111.57	114.66	117.72	118.94	120.09	121.01	122.66	122.48
Market Price													
Current		161.36	162.66	164.26	158.85	158.99	143.28	145.88	147.83	141.78	146.40	148.61	149.24
Net Margin													
Current		11.68	4.96	7.07	12.22	15.65	-5.01	-10.53	-8.20	-12.68	-7.23	-9.62	-2.83

West

Weight 550 LB.

Sex M

Days on Feed 238

Weight Out 1325

Gain 775

A.D.G. 3.25

Generated: 12/10/2018 08:46

Projected Prices

Type of Cattle Steer Calf

	Month In:	Jan-18	Feb-18	Mar-18	Apr-18	May-18	Jun-18	Jul-18	Aug-18	Sep-18	Oct-18	Nov-18	Dec-18
	Month Out:	Sep-18	Oct-18	Nov-18	Dec-18	Jan-19	Feb-19	Mar-19	Apr-19	May-19	Jun-19	Jul-19	Aug-19
Cost of Feeder		1247.37	1231.83	1279.19	1213.82	1235.39	1228.81	1232.84	1228.17	1242.08	1236.49	1204.27	1174.54
Feeder Price		226.79	223.97	232.58	220.69	224.62	223.42	224.15	223.30	225.83	224.82	218.96	213.55
Silage		41.47	41.43	42.71	45.38	47.60	48.61	47.09	45.41	47.78	46.72	46.04	46.40
Barley		507.33	506.88	522.55	555.13	582.30	594.70	576.10	555.58	584.56	571.59	563.25	567.65
Supplement		27.50	27.56	27.14	26.98	26.55	26.19	25.17	27.70	28.54	29.27	29.10	29.85
Cost of Feed		576.30	575.87	592.40	627.49	656.44	669.50	648.37	628.69	660.88	647.58	638.38	643.89
Feed and Feeder		1823.67	1807.71	1871.58	1841.30	1891.84	1898.31	1881.20	1856.86	1902.95	1884.07	1842.65	1818.43
Transportation In		11.50	11.50	11.50	11.50	11.50	11.50	11.50	11.50	11.50	11.50	11.50	11.50
Vet and Medicine		43.66	43.11	44.77	42.48	43.24	43.01	43.15	42.99	43.47	43.28	42.15	41.11
Interest		34.23	35.01	37.19	35.29	35.92	35.72	35.84	37.71	38.14	37.97	37.76	37.98
Overhead		106.70	106.70	106.70	106.70	106.70	106.70	106.70	106.70	106.70	106.70	106.70	106.70
Death Loss		31.18	30.80	31.98	30.35	30.88	30.72	30.82	30.70	31.05	30.91	30.11	29.36
Marketing Charges		5.00	5.00	5.00	5.00	5.00	5.00	5.00	5.00	5.00	5.00	5.00	5.00
Total All Costs		2055.94	2039.83	2108.72	2072.62	2125.07	2130.96	2114.21	2091.47	2138.82	2119.43	2075.87	2050.08
Selling Price to Cover													
Feed and Feeder		137.64	136.43	141.25	138.97	142.78	143.27	141.98	140.14	143.62	142.19	139.07	137.24
All Costs		155.17	153.95	159.15	156.42	160.38	160.83	159.56	157.85	161.42	159.96	156.67	154.72
Cost Per CWT Gain													
Feed		74.36	74.31	76.44	80.97	84.70	86.39	83.66	81.12	85.27	83.56	82.37	83.08
All Costs		104.33	104.26	107.04	110.81	114.80	116.41	113.73	111.39	115.71	113.93	112.47	112.97
Market Price													
Current		162.09	163.98	164.97	159.75	160.45	144.80	146.92	149.35	142.67	147.05	149.50	149.96
Hedgeable		132.20	132.46	137.36	140.74	136.27	135.92	142.43	150.93	156.44	148.56	146.95	142.94
Net Margin													
Current		6.92	10.03	5.82	3.33	0.07	-16.03	-12.64	-8.49	-18.75	-12.90	-7.17	-4.77
Hedgeable		-22.97	-21.49	-21.78	-15.68	-24.12	-24.91	-17.13	-6.91	-4.98	-11.39	-9.72	-11.78

West

Weight 550 LB.

Sex M

Days on Feed 238

Weight Out 1325

Gain 775

A.D.G. 3.25

Generated: 12/10/2018 08:47

Actual Prices

Type of Cattle Steer Calf

	Month In:	May-17	Jun-17	Jul-17	Aug-17	Sep-17	Oct-17	Nov-17	Dec-17	Jan-18	Feb-18	Mar-18	Apr-18
	Month Out:	Jan-18	Feb-18	Mar-18	Apr-18	May-18	Jun-18	Jul-18	Aug-18	Sep-18	Oct-18	Nov-18	Dec-18
Cost of Feeder		1287.36	1373.23	1325.39	1185.24	1131.12	1185.73	1272.47	1260.38	1247.36	1231.82	1279.18	1213.81
Feeder Price		234.07	249.68	240.98	215.50	205.66	215.59	231.36	229.16	226.79	223.97	232.58	220.69
Silage		31.47	33.31	33.59	37.41	36.58	37.55	39.22	40.68	41.47	41.43	42.71	45.38
Barley		385.01	407.56	410.94	457.72	447.58	459.42	479.82	497.75	507.33	506.88	522.55	555.13
Supplement		22.58	23.28	22.59	23.04	22.59	23.42	23.60	27.51	27.50	27.56	27.14	26.98
Cost of Feed		439.06	464.14	467.12	518.18	506.76	520.38	542.64	565.94	576.30	575.87	592.40	627.49
Feed and Feeder		1726.41	1837.37	1792.51	1703.42	1637.87	1706.12	1815.11	1826.32	1823.66	1807.70	1871.57	1841.29
Transportation In		11.50	11.50	11.50	11.50	11.50	11.50	11.50	11.50	11.50	11.50	11.50	11.50
Vet and Medicine		45.06	48.06	46.39	41.48	39.59	41.50	44.54	44.11	43.66	43.11	44.77	42.48
Interest		31.12	33.19	32.04	30.20	29.19	32.53	34.91	34.58	34.23	35.01	37.19	35.29
Overhead		106.70	106.70	106.70	106.70	106.70	106.70	106.70	106.70	106.70	106.70	106.70	106.70
Death Loss		32.18	34.33	33.13	29.63	28.28	29.64	31.81	31.51	31.18	30.80	31.98	30.35
Marketing Charges		5.00	5.00	5.00	5.00	5.00	5.00	5.00	5.00	5.00	5.00	5.00	5.00
Interest Adjustment		2.32	3.16	3.72	2.42	2.42	0.99	1.28	1.79	2.19	1.37	1.07	1.42
Feed Adjustment		72.11	62.23	73.50	40.26	67.05	71.50	63.46	49.73	49.92	58.26	48.68	19.31
Total All Costs		2032.41	2141.55	2104.49	1970.61	1927.59	2005.49	2114.32	2111.25	2108.04	2099.45	2158.47	2093.35
Selling Price to Cover													
Feed and Feeder		135.74	143.37	140.83	131.60	128.67	134.16	141.78	141.59	141.40	140.83	144.93	140.42
All Costs		153.39	161.63	158.83	148.73	145.48	151.36	159.57	159.34	159.10	158.45	162.90	157.99
Cost Per CWT Gain													
Feed		65.96	67.92	69.76	72.06	74.04	76.37	78.21	79.44	80.80	81.82	82.72	83.46
All Costs		96.14	99.14	100.53	101.34	102.77	105.78	108.63	109.79	111.06	111.95	113.46	113.49
Market Price													
Current		162.09	163.98	164.97	159.75	160.45	144.80	146.92	149.35	142.67	147.05	149.50	149.96
Net Margin													
Current		8.70	2.36	6.14	11.03	14.97	-6.56	-12.65	-9.99	-16.42	-11.40	-13.41	-8.03

West

Weight 850 LB.

Sex F

Days on Feed 151

Weight Out 1325

Gain 475

A.D.G. 3.15

Generated: 12/10/2018 08:47

Projected Prices

Type of Cattle Shortkeep Heifer

	Month In:	Jan-18	Feb-18	Mar-18	Apr-18	May-18	Jun-18	Jul-18	Aug-18	Sep-18	Oct-18	Nov-18	Dec-18
	Month Out:	Jun-18	Jul-18	Aug-18	Sep-18	Oct-18	Nov-18	Dec-18	Jan-19	Feb-19	Mar-19	Apr-19	May-19
Cost of Feeder		1513.78	1423.39	1394.56	1318.04	1360.35	1365.71	1415.32	1533.43	1514.29	1541.61	1541.21	1456.12
Feeder Price		178.09	167.46	164.07	155.06	160.04	160.67	166.51	180.40	178.15	181.37	181.32	171.31
Silage		25.00	24.97	25.75	27.35	28.69	29.30	28.38	27.37	28.80	28.16	27.75	27.97
Barley		344.45	344.15	354.79	376.91	395.35	403.77	391.14	377.21	396.89	388.08	382.42	385.40
Supplement		19.52	19.57	19.26	19.15	18.84	18.59	17.87	19.66	20.26	20.77	20.65	21.19
Cost of Feed		388.97	388.69	399.79	423.41	442.89	451.66	437.40	424.25	445.95	437.02	430.82	434.56
Feed and Feeder		1902.74	1812.07	1794.36	1741.45	1803.24	1817.37	1852.72	1957.67	1960.23	1978.63	1972.04	1890.68
Transportation In		17.00	17.00	17.00	17.00	17.00	17.00	17.00	17.00	17.00	17.00	17.00	17.00
Vet and Medicine		26.49	24.91	24.40	23.07	23.81	23.90	24.77	26.83	26.50	26.98	26.97	25.48
Interest		26.26	25.58	25.64	24.23	25.01	25.11	26.02	29.77	29.40	29.93	30.56	29.78
Overhead		68.90	68.90	68.90	68.90	68.90	68.90	68.90	68.90	68.90	68.90	68.90	68.90
Death Loss		18.92	17.79	17.43	16.48	17.00	17.07	17.69	19.17	18.93	19.27	19.27	18.20
Marketing Charges		5.00	5.00	5.00	5.00	5.00	5.00	5.00	5.00	5.00	5.00	5.00	5.00
Total All Costs		2065.32	1971.25	1952.73	1896.12	1959.95	1974.35	2012.10	2124.35	2125.96	2145.71	2139.73	2055.04
Selling Price to Cover													
Feed and Feeder		143.60	136.76	135.42	131.43	136.09	137.16	139.83	147.75	147.94	149.33	148.83	142.69
All Costs		155.87	148.77	147.38	143.10	147.92	149.01	151.86	160.33	160.45	161.94	161.49	155.10
Cost Per CWT Gain													
Feed		81.89	81.83	84.17	89.14	93.24	95.09	92.08	89.32	93.88	92.00	90.70	91.49
All Costs		116.12	115.34	117.51	121.70	126.23	128.13	125.64	124.40	128.77	127.18	126.00	126.09
Market Price													
Current		161.36	162.66	164.26	158.85	158.99	143.28	145.88	147.83	141.78	146.40	148.61	149.24
Hedgeable		142.58	138.17	138.59	130.93	129.34	126.89	143.12	141.33	142.36	149.09	156.14	163.30
Net Margin													
Current		5.48	13.89	16.89	15.75	11.07	-5.73	-5.98	-12.50	-18.67	-15.54	-12.88	-5.86
Hedgeable		-13.30	-10.60	-8.79	-12.17	-18.58	-22.12	-8.73	-19.00	-18.09	-12.85	-5.34	8.21

West

Weight 850 LB.

Sex F

Days on Feed 151

Weight Out 1325

Gain 475

A.D.G. 3.15

Generated: 12/10/2018 08:47

Actual Prices

Type of Cattle Shortkeep Heifer

	Month In:	Aug-17	Sep-17	Oct-17	Nov-17	Dec-17	Jan-18	Feb-18	Mar-18	Apr-18	May-18	Jun-18	Jul-18
	Month Out:	Jan-18	Feb-18	Mar-18	Apr-18	May-18	Jun-18	Jul-18	Aug-18	Sep-18	Oct-18	Nov-18	Dec-18
Cost of Feeder		1439.53	1423.73	1510.17	1569.10	1563.87	1513.77	1423.38	1394.55	1318.03	1360.34	1365.70	1415.31
Feeder Price		169.36	167.50	177.67	184.60	183.99	178.09	167.46	164.07	155.06	160.04	160.67	166.51
Silage		22.55	22.05	22.64	23.64	24.52	25.00	24.97	25.75	27.35	28.69	29.30	28.38
Barley		310.77	303.88	311.92	325.78	337.95	344.45	344.15	354.79	376.91	395.35	403.77	391.14
Supplement		16.36	16.04	16.62	16.75	19.53	19.52	19.57	19.26	19.15	18.84	18.59	17.87
Cost of Feed		349.68	341.97	351.18	366.17	382.00	388.97	388.69	399.79	423.41	442.89	451.66	437.40
Feed and Feeder		1789.21	1765.70	1861.35	1935.27	1945.87	1902.73	1812.06	1794.35	1741.44	1803.23	1817.36	1852.71
Transportation In		17.00	17.00	17.00	17.00	17.00	17.00	17.00	17.00	17.00	17.00	17.00	17.00
Vet and Medicine		25.19	24.92	26.43	27.46	27.37	26.49	24.91	24.40	23.07	23.81	23.90	24.77
Interest		23.19	23.23	26.20	27.22	27.13	26.26	25.58	25.64	24.23	25.01	25.11	26.02
Overhead		68.90	68.90	68.90	68.90	68.90	68.90	68.90	68.90	68.90	68.90	68.90	68.90
Death Loss		17.99	17.80	18.88	19.61	19.55	18.92	17.79	17.43	16.48	17.00	17.07	17.69
Marketing Charges		5.00	5.00	5.00	5.00	5.00	5.00	5.00	5.00	5.00	5.00	5.00	5.00
Interest Adjustment		1.21	1.41	0.42	0.72	0.99	1.20	0.48	0.28	0.47	0.73	1.08	1.57
Feed Adjustment		13.65	27.85	28.29	25.34	22.29	26.93	35.29	30.11	14.18	-3.03	-13.81	-2.40
Total All Costs		1961.34	1951.81	2052.47	2126.52	2134.11	2093.45	2007.00	1983.10	1910.76	1957.65	1961.61	2011.26
Selling Price to Cover													
Feed and Feeder		136.06	135.36	142.61	147.97	148.54	145.64	139.42	137.69	132.50	135.86	136.12	139.65
All Costs		148.03	147.31	154.90	160.49	161.06	158.00	151.47	149.67	144.21	147.75	148.05	151.79
Cost Per CWT Gain													
Feed		76.49	77.86	79.89	82.42	85.11	87.56	89.26	90.51	92.12	92.60	92.18	91.58
All Costs		109.86	111.18	114.17	117.35	120.05	122.04	122.87	123.91	124.79	125.75	125.45	125.46
Market Price													
Current		161.36	162.66	164.26	158.85	158.99	143.28	145.88	147.83	141.78	146.40	148.61	149.24
Net Margin													
Current		13.33	15.35	9.36	-1.64	-2.07	-14.72	-5.60	-1.84	-2.43	-1.35	0.56	-2.56

West

Weight 750 LB.

Sex F

Days on Feed 183

Weight Out 1300

Gain 550

A.D.G. 3.00

Generated: 12/10/2018 08:47

Projected Prices

Type of Cattle Yearling Heifer

	Month In:	Jan-18	Feb-18	Mar-18	Apr-18	May-18	Jun-18	Jul-18	Aug-18	Sep-18	Oct-18	Nov-18	Dec-18
	Month Out:	Jul-18	Aug-18	Sep-18	Oct-18	Nov-18	Dec-18	Jan-19	Feb-19	Mar-19	Apr-19	May-19	Jun-19
Cost of Feeder		1351.53	1294.42	1303.96	1229.26	1277.97	1272.80	1316.43	1407.60	1398.20	1414.02	1371.42	1302.01
Feeder Price		180.20	172.59	173.86	163.90	170.40	169.71	175.52	187.68	186.43	188.54	182.85	173.60
Silage		30.56	30.53	31.47	33.44	35.07	35.82	34.70	33.46	35.21	34.43	33.92	34.19
Barley		397.01	396.66	408.92	434.42	455.68	465.39	450.83	434.77	457.45	447.30	440.77	444.21
Supplement		23.08	23.13	22.77	22.64	22.28	21.98	21.13	23.25	23.95	24.56	24.42	25.05
Cost of Feed		450.65	450.32	463.17	490.50	513.03	523.18	506.66	491.48	516.61	506.29	499.12	503.45
Feed and Feeder		1802.18	1744.74	1767.13	1719.76	1791.00	1795.98	1823.08	1899.08	1914.81	1920.31	1870.53	1805.46
Transportation In		15.00	15.00	15.00	15.00	15.00	15.00	15.00	15.00	15.00	15.00	15.00	15.00
Vet and Medicine		33.79	32.36	32.60	30.73	31.95	31.82	32.91	35.19	34.95	35.35	34.29	32.55
Interest		28.51	28.28	29.15	27.48	28.57	28.45	29.43	33.23	33.01	33.38	33.07	32.37
Overhead		83.20	83.20	83.20	83.20	83.20	83.20	83.20	83.20	83.20	83.20	83.20	83.20
Death Loss		23.65	22.65	22.82	21.51	22.36	22.27	23.04	24.63	24.47	24.75	24.00	22.79
Marketing Charges		5.00	5.00	5.00	5.00	5.00	5.00	5.00	5.00	5.00	5.00	5.00	5.00
Total All Costs		1991.33	1931.24	1954.89	1902.68	1977.08	1981.72	2011.66	2095.33	2110.44	2116.99	2065.08	1996.37
Selling Price to Cover													
Feed and Feeder		138.63	134.21	135.93	132.29	137.77	138.15	140.24	146.08	147.29	147.72	143.89	138.88
All Costs		153.18	148.56	150.38	146.36	152.08	152.44	154.74	161.18	162.34	162.85	158.85	153.57
Cost Per CWT Gain													
Feed		81.94	81.88	84.21	89.18	93.28	95.12	92.12	89.36	93.93	92.05	90.75	91.54
All Costs		116.33	115.79	118.35	122.44	127.11	128.90	126.41	125.04	129.50	127.81	126.12	126.25
Market Price													
Current		161.36	162.66	164.26	158.85	158.99	143.28	145.88	147.83	141.78	146.40	148.61	149.24
Hedgeable		139.32	133.76	137.92	132.00	130.20	138.02	140.26	142.71	144.91	154.74	160.67	150.38
Net Margin													
Current		8.18	14.10	13.89	12.49	6.91	-9.17	-8.87	-13.35	-20.57	-16.45	-10.25	-4.33
Hedgeable		-13.86	-14.79	-12.45	-14.36	-21.88	-14.42	-14.48	-18.47	-17.43	-8.10	1.81	-3.19

West

Weight 750 LB.

Sex F

Days on Feed 183

Weight Out 1300

Gain 550

A.D.G. 3.00

Generated: 12/10/2018 08:47

Actual Prices

Type of Cattle Yearling Heifer

	Month In:	Jul-17	Aug-17	Sep-17	Oct-17	Nov-17	Dec-17	Jan-18	Feb-18	Mar-18	Apr-18	May-18	Jun-18
	Month Out:	Jan-18	Feb-18	Mar-18	Apr-18	May-18	Jun-18	Jul-18	Aug-18	Sep-18	Oct-18	Nov-18	Dec-18
Cost of Feeder		1437.34	1331.04	1303.50	1360.80	1424.75	1402.11	1351.52	1294.41	1303.95	1229.25	1277.96	1272.79
Feeder Price		191.65	177.47	173.80	181.44	189.97	186.95	180.20	172.59	173.86	163.90	170.40	169.71
Silage		24.75	27.57	26.96	27.67	28.90	29.98	30.56	30.53	31.47	33.44	35.07	35.82
Barley		321.58	358.19	350.25	359.52	375.49	389.51	397.01	396.66	408.92	434.42	455.68	465.39
Supplement		18.96	19.34	18.96	19.65	19.81	23.09	23.08	23.13	22.77	22.64	22.28	21.98
Cost of Feed		365.29	405.10	396.17	406.84	424.19	442.58	450.65	450.32	463.17	490.50	513.03	523.18
Feed and Feeder		1802.63	1736.14	1699.67	1767.64	1848.94	1844.69	1802.17	1744.73	1767.12	1719.75	1790.99	1795.97
Transportation In		15.00	15.00	15.00	15.00	15.00	15.00	15.00	15.00	15.00	15.00	15.00	15.00
Vet and Medicine		35.93	33.28	32.59	34.02	35.62	35.05	33.79	32.36	32.60	30.73	31.95	31.82
Interest		26.71	26.07	25.86	28.71	30.06	29.58	28.51	28.28	29.15	27.48	28.57	28.45
Overhead		83.20	83.20	83.20	83.20	83.20	83.20	83.20	83.20	83.20	83.20	83.20	83.20
Death Loss		25.15	23.29	22.81	23.81	24.93	24.54	23.65	22.65	22.82	21.51	22.36	22.27
Marketing Charges		5.00	5.00	5.00	5.00	5.00	5.00	5.00	5.00	5.00	5.00	5.00	5.00
Interest Adjustment		2.53	1.63	1.80	0.66	0.92	1.17	1.36	0.81	0.49	0.67	1.07	1.49
Feed Adjustment		47.68	20.02	37.24	40.05	37.87	33.63	34.71	40.87	37.49	16.32	-4.98	-16.50
Total All Costs		2043.84	1943.63	1923.18	1998.10	2081.54	2071.85	2027.39	1972.90	1992.87	1919.66	1973.16	1966.71
Selling Price to Cover													
Feed and Feeder		142.33	135.09	133.61	139.05	145.14	144.49	141.30	137.35	138.82	133.54	137.39	136.88
All Costs		157.22	149.51	147.94	153.70	160.12	159.37	155.95	151.76	153.30	147.67	151.78	151.29
Cost Per CWT Gain													
Feed		75.09	77.29	78.80	81.25	84.01	86.58	88.25	89.31	91.03	92.15	92.37	92.12
All Costs		110.27	111.38	112.67	115.87	119.42	121.77	122.89	123.36	125.26	125.53	126.40	126.17
Market Price													
Current		161.36	162.66	164.26	158.85	158.99	143.28	145.88	147.83	141.78	146.40	148.61	149.24
Net Margin													
Current		4.14	13.15	16.33	5.15	-1.13	-16.10	-10.08	-3.93	-11.52	-1.27	-3.18	-2.05

West

Weight 950 LB.

Sex M

Days on Feed 127

Weight Out 1415

Gain 465

A.D.G. 3.65

Generated: 12/10/2018 08:47

Projected Prices

Type of Cattle Shortkeep Steer

	Month In:	Jan-18	Feb-18	Mar-18	Apr-18	May-18	Jun-18	Jul-18	Aug-18	Sep-18	Oct-18	Nov-18	Dec-18
	Month Out:	May-18	Jun-18	Jul-18	Aug-18	Sep-18	Oct-18	Nov-18	Dec-18	Jan-19	Feb-19	Mar-19	Apr-19
Cost of Feeder		1762.07	1699.39	1654.27	1498.79	1523.22	1536.07	1606.34	1776.66	1800.71	1800.69	1794.14	1704.88
Feeder Price		185.48	178.88	174.13	157.77	160.34	161.69	169.09	187.02	189.55	189.55	188.86	179.46
Silage		28.47	28.44	29.32	31.15	32.67	33.37	32.33	31.18	32.80	32.07	31.61	31.85
Barley		295.88	295.61	304.75	323.75	339.60	346.83	335.98	324.02	340.91	333.35	328.49	331.05
Supplement		18.62	18.66	18.37	18.27	17.97	17.73	17.05	18.75	19.33	19.82	19.70	20.21
Cost of Feed		342.96	342.72	352.45	373.17	390.25	397.93	385.35	373.95	393.04	385.24	379.79	383.11
Feed and Feeder		2105.03	2042.11	2006.72	1871.96	1913.46	1934.00	1991.70	2150.61	2193.75	2185.93	2173.94	2087.99
Transportation In		17.75	17.75	17.75	17.75	17.75	17.75	17.75	17.75	17.75	17.75	17.75	17.75
Vet and Medicine		44.05	42.48	41.36	37.47	38.08	38.40	40.16	44.42	45.02	45.02	44.85	42.62
Interest		25.83	25.80	25.69	23.28	23.66	23.86	24.95	29.14	29.54	29.54	30.06	29.45
Overhead		58.30	58.30	58.30	58.30	58.30	58.30	58.30	58.30	58.30	58.30	58.30	58.30
Death Loss		14.98	14.44	14.06	12.74	12.95	13.06	13.65	15.10	15.31	15.31	15.25	14.49
Marketing Charges		5.00	5.00	5.00	5.00	5.00	5.00	5.00	5.00	5.00	5.00	5.00	5.00
Total All Costs		2270.94	2205.89	2168.88	2026.50	2069.20	2090.36	2151.51	2320.32	2364.66	2356.84	2345.15	2255.61
Selling Price to Cover													
Feed and Feeder		148.77	144.32	141.82	132.29	135.23	136.68	140.76	151.99	155.04	154.48	153.64	147.56
All Costs		160.49	155.89	153.28	143.22	146.23	147.73	152.05	163.98	167.11	166.56	165.73	159.41
Cost Per CWT Gain													
Feed		73.76	73.70	75.80	80.25	83.92	85.58	82.87	80.42	84.52	82.85	81.68	82.39
All Costs		109.43	108.92	110.67	113.49	117.42	119.20	117.24	116.92	121.28	119.60	118.50	118.44
Market Price													
Current		162.09	163.98	164.97	159.75	160.45	144.80	146.92	149.35	142.67	147.05	149.50	149.96
Hedgeable		152.63	141.88	143.08	130.47	128.21	127.44	134.60	144.10	142.81	146.91	151.15	157.66
Net Margin													
Current		1.59	8.09	11.70	16.54	14.22	-2.93	-5.13	-14.63	-24.44	-19.51	-16.24	-9.45
Hedgeable		-7.86	-14.01	-10.20	-12.74	-18.03	-20.29	-17.45	-19.88	-24.30	-19.65	-14.58	-1.75

West

Weight 950 LB.

Sex M

Days on Feed 127

Weight Out 1415

Gain 465

A.D.G. 3.65

Generated: 12/10/2018 08:47

Actual Prices

Type of Cattle Shortkeep Steer

	Month In:	Sep-17	Oct-17	Nov-17	Dec-17	Jan-18	Feb-18	Mar-18	Apr-18	May-18	Jun-18	Jul-18	Aug-18
	Month Out:	Jan-18	Feb-18	Mar-18	Apr-18	May-18	Jun-18	Jul-18	Aug-18	Sep-18	Oct-18	Nov-18	Dec-18
Cost of Feeder		1657.94	1745.39	1820.68	1807.35	1762.06	1699.38	1654.26	1498.78	1523.21	1536.06	1606.33	1776.65
Feeder Price		174.52	183.73	191.65	190.25	185.48	178.88	174.13	157.77	160.34	161.69	169.09	187.02
Silage		25.12	25.78	26.92	27.93	28.47	28.44	29.32	31.15	32.67	33.37	32.33	31.18
Barley		261.03	267.93	279.83	290.29	295.88	295.61	304.75	323.75	339.60	346.83	335.98	324.02
Supplement		15.30	15.86	15.98	18.63	18.62	18.66	18.37	18.27	17.97	17.73	17.05	18.75
Cost of Feed		301.44	309.57	322.74	336.84	342.96	342.72	352.45	373.17	390.25	397.93	385.35	373.95
Feed and Feeder		1959.38	2054.95	2143.41	2144.19	2105.02	2042.10	2006.71	1871.95	1913.45	1933.99	1991.69	2150.60
Transportation In		17.75	17.75	17.75	17.75	17.75	17.75	17.75	17.75	17.75	17.75	17.75	17.75
Vet and Medicine		41.45	43.63	45.52	45.18	44.05	42.48	41.36	37.47	38.08	38.40	40.16	44.42
Interest		22.86	25.58	26.69	26.49	25.83	25.80	25.69	23.28	23.66	23.86	24.95	29.14
Overhead		58.30	58.30	58.30	58.30	58.30	58.30	58.30	58.30	58.30	58.30	58.30	58.30
Death Loss		14.09	14.84	15.48	15.36	14.98	14.44	14.06	12.74	12.95	13.06	13.65	15.10
Marketing Charges		5.00	5.00	5.00	5.00	5.00	5.00	5.00	5.00	5.00	5.00	5.00	5.00
Interest Adjustment		1.17	0.21	0.51	0.86	1.12	0.46	0.00	0.30	0.57	0.83	1.27	0.42
Feed Adjustment		21.27	21.40	16.81	12.79	17.35	28.58	27.38	10.96	-2.14	-10.83	-1.88	9.08
Total All Costs		2141.27	2241.66	2329.45	2325.93	2289.40	2234.92	2196.25	2037.74	2067.61	2080.35	2150.89	2329.81
Selling Price to Cover													
Feed and Feeder		139.98	146.74	152.67	152.44	149.99	146.34	143.75	133.07	135.07	135.91	140.62	152.63
All Costs		151.33	158.42	164.63	164.38	161.79	157.94	155.21	144.01	146.12	147.02	152.01	164.65
Cost Per CWT Gain													
Feed		69.40	71.18	73.02	75.19	77.49	79.85	81.68	82.61	83.46	83.25	82.47	82.37
All Costs		103.94	106.73	109.41	111.52	113.41	115.17	116.56	115.91	117.08	117.05	117.11	118.96
Market Price													
Current		162.09	163.98	164.97	159.75	160.45	144.80	146.92	149.35	142.67	147.05	149.50	149.96
Net Margin													
Current		10.76	5.56	0.35	-4.62	-1.34	-13.15	-8.29	5.34	-3.45	0.03	-2.51	-14.70

West

Weight 850 LB.

Sex M

Days on Feed 153

Weight Out 1400

Gain 550

A.D.G. 3.60

Generated: 12/10/2018 08:47

Projected Prices

Type of Cattle Yearling Steer

	Month In:	Jan-18	Feb-18	Mar-18	Apr-18	May-18	Jun-18	Jul-18	Aug-18	Sep-18	Oct-18	Nov-18	Dec-18
	Month Out:	Jun-18	Jul-18	Aug-18	Sep-18	Oct-18	Nov-18	Dec-18	Jan-19	Feb-19	Mar-19	Apr-19	May-19
Cost of Feeder		1615.12	1542.56	1531.37	1419.70	1478.80	1494.52	1560.25	1671.47	1700.78	1710.25	1695.28	1584.50
Feeder Price		190.01	181.48	180.16	167.02	173.98	175.83	183.56	196.64	200.09	201.21	199.44	186.41
Silage		28.22	28.20	29.07	30.88	32.39	33.08	32.05	30.91	32.52	31.80	31.33	31.58
Barley		367.11	366.78	378.12	401.70	421.36	430.33	416.87	402.03	422.99	413.61	407.57	410.76
Supplement		20.77	20.82	20.50	20.38	20.05	19.78	19.02	20.92	21.56	22.11	21.98	22.55
Cost of Feed		416.11	415.80	427.69	452.96	473.80	483.20	467.94	453.85	477.07	467.51	460.89	464.88
Feed and Feeder		2031.22	1958.36	1959.06	1872.66	1952.60	1977.72	2028.19	2125.32	2177.85	2177.77	2156.17	2049.37
Transportation In		17.00	17.00	17.00	17.00	17.00	17.00	17.00	17.00	17.00	17.00	17.00	17.00
Vet and Medicine		40.38	38.56	38.28	35.49	36.97	37.36	39.01	41.79	42.52	42.76	42.38	39.61
Interest		28.40	28.09	28.53	26.45	27.55	27.84	29.06	32.88	33.46	33.65	34.06	32.83
Overhead		69.70	69.70	69.70	69.70	69.70	69.70	69.70	69.70	69.70	69.70	69.70	69.70
Death Loss		16.15	15.43	15.31	14.20	14.79	14.95	15.60	16.71	17.01	17.10	16.95	15.84
Marketing Charges		5.00	5.00	5.00	5.00	5.00	5.00	5.00	5.00	5.00	5.00	5.00	5.00
Total All Costs		2207.85	2132.14	2132.88	2040.49	2123.61	2149.57	2203.56	2308.41	2362.53	2362.97	2341.27	2229.36
Selling Price to Cover													
Feed and Feeder		145.09	139.88	139.93	133.76	139.47	141.27	144.87	151.81	155.56	155.55	154.01	146.38
All Costs		157.70	152.30	152.35	145.75	151.69	153.54	157.40	164.89	168.75	168.78	167.23	159.24
Cost Per CWT Gain													
Feed		75.66	75.60	77.76	82.36	86.15	87.85	85.08	82.52	86.74	85.00	83.80	84.52
All Costs		107.77	107.20	109.37	112.87	117.24	119.10	116.97	115.81	120.32	118.68	117.45	117.25
Market Price													
Current		162.09	163.98	164.97	159.75	160.45	144.80	146.92	149.35	142.67	147.05	149.50	149.96
Hedgeable		142.58	138.17	138.59	129.97	129.34	126.89	143.12	142.31	142.36	149.09	156.14	160.64
Net Margin													
Current		4.38	11.69	12.62	14.00	8.77	-8.75	-10.48	-15.53	-26.08	-21.73	-17.74	-9.29
Hedgeable		-15.13	-14.13	-13.76	-15.78	-22.35	-26.65	-14.27	-22.58	-26.39	-19.69	-11.09	1.40

West

Weight 850 LB.

Sex M

Days on Feed 153

Weight Out 1400

Gain 550

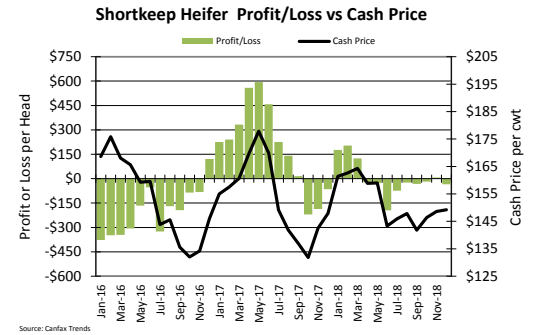
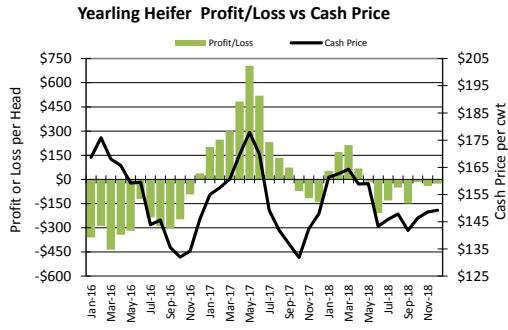
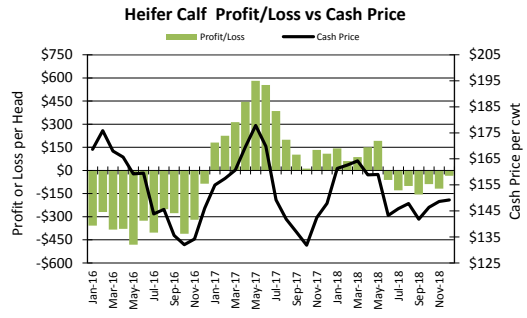
A.D.G. 3.60

Generated: 12/10/2018 08:47

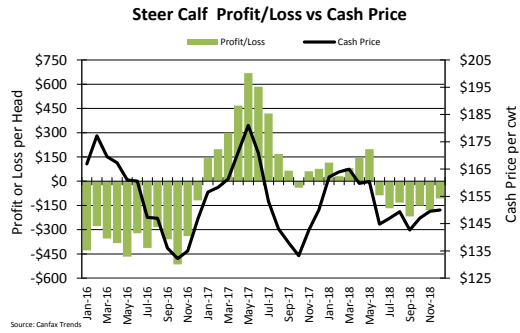
Actual Prices

Type of Cattle Yearling Steer

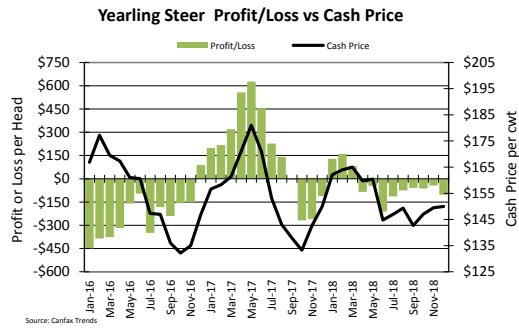
	Month In:	Aug-17	Sep-17	Oct-17	Nov-17	Dec-17	Jan-18	Feb-18	Mar-18	Apr-18	May-18	Jun-18	Jul-18
	Month Out:	Jan-18	Feb-18	Mar-18	Apr-18	May-18	Jun-18	Jul-18	Aug-18	Sep-18	Oct-18	Nov-18	Dec-18
Cost of Feeder		1578.25	1565.42	1642.26	1718.97	1678.84	1615.11	1542.55	1531.36	1419.69	1478.79	1494.51	1560.24
Feeder Price		185.68	184.17	193.21	202.23	197.51	190.01	181.48	180.16	167.02	173.98	175.83	183.56
Silage		25.46	24.90	25.56	26.69	27.69	28.22	28.20	29.07	30.88	32.39	33.08	32.05
Barley		331.21	323.87	332.44	347.20	360.18	367.11	366.78	378.12	401.70	421.36	430.33	416.87
Supplement		17.41	17.07	17.69	17.83	20.78	20.77	20.82	20.50	20.38	20.05	19.78	19.02
Cost of Feed		374.08	365.84	375.68	391.72	408.64	416.11	415.80	427.69	452.96	473.80	483.20	467.94
Feed and Feeder		1952.33	1931.26	2017.95	2110.69	2087.48	2031.21	1958.35	1959.05	1872.65	1952.59	1977.71	2028.18
Transportation In		17.00	17.00	17.00	17.00	17.00	17.00	17.00	17.00	17.00	17.00	17.00	17.00
Vet and Medicine		39.46	39.14	41.06	42.97	41.97	40.38	38.56	38.28	35.49	36.97	37.36	39.01
Interest		25.77	25.88	28.87	30.22	29.52	28.40	28.09	28.53	26.45	27.55	27.84	29.06
Overhead		69.70	69.70	69.70	69.70	69.70	69.70	69.70	69.70	69.70	69.70	69.70	69.70
Death Loss		15.78	15.65	16.42	17.19	16.79	16.15	15.43	15.31	14.20	14.79	14.95	15.60
Marketing Charges		5.00	5.00	5.00	5.00	5.00	5.00	5.00	5.00	5.00	5.00	5.00	5.00
Interest Adjustment		1.35	1.58	0.46	0.80	1.08	1.30	0.52	0.31	0.51	0.80	1.20	1.76
Feed Adjustment		14.60	29.79	30.26	27.10	23.86	28.82	37.76	32.22	15.18	-3.24	-14.79	-2.58
Total All Costs		2140.98	2135.01	2226.72	2320.68	2292.39	2237.96	2170.41	2165.40	2056.17	2121.16	2135.97	2202.73
Selling Price to Cover													
Feed and Feeder		140.49	140.08	146.30	152.70	150.81	147.15	142.58	142.23	134.84	139.24	140.21	144.69
All Costs		152.93	152.50	159.05	165.76	163.74	159.85	155.03	154.67	146.87	151.51	152.57	157.34
Cost Per CWT Gain													
Feed		70.67	71.93	73.81	76.15	78.64	80.90	82.47	83.62	85.12	85.56	85.17	84.61
All Costs		102.31	103.56	106.26	109.40	111.56	113.25	114.16	115.28	115.72	116.79	116.63	116.82
Market Price													
Current		162.09	163.98	164.97	159.75	160.45	144.80	146.92	149.35	142.67	147.05	149.50	149.96
Net Margin													
Current		9.16	11.48	5.92	-6.01	-3.29	-15.06	-8.11	-5.32	-4.20	-4.46	-3.07	-7.38



Source: Calfax Trends



Source: Calfax Trends



Source: Calfax Trends

